


Interclub Figure Skating Competition
Tallinn Trophy 2023



Tallinn / EST

November 24 - 26, 2023

JUDGES DETAILS PER SKATER


ADVANCED NOVICE 2008-2010 GIRLS SHORT PROGRAM

Rank	Name	Nation	Starting Number	Total Segment Score	Total Element Score	Total Program Component Score (factored)							Total Deductions					
1	Veronika LUCKO	LTU	18	39.17	23.71	15.96							-0.50					
#	Executed Elements	Info	Base Value	GOE	J1	J2	J3	J4	J5	J6	J7	J8	J9	Bonus	Ref.	Scores of Panel		
1	2Ab	b	3.30	0.55	2	2	2	1	1					1.00		4.85		
2	3Fb+2T	b	6.60	0.18	0	0	1	1	0					1.00		7.78		
3	CCoSp3		3.00	0.60	4	2	2	1	2							3.60		
4	3Lz<<	F	2.10	-1.05	-5	-5	-5	-5	-5							1.05		
5	LSp3		2.40	0.40	4	1	1	2	2							2.80		
6	StSq3		3.30	0.33	1	3	1	1	0							3.63		
			20.70													23.71		
Program Components				Factor														
Composition				1.07	5.25	5.00	5.25	4.75	4.75							5.00		
Presentation				1.07	5.00	4.75	5.50	4.75	4.50							4.83		
Skating Skills				1.07	5.50	4.75	6.00	5.00	4.75							5.08		
Judges Total Program Component Score (factored)																	15.96	
Deductions:				Falls	-0.50 (1)													-0.50


Rank	Name	Nation	Starting Number	Total Segment Score	Total Element Score	Total Program Component Score (factored)							Total Deductions				
2	Paula BELEVICHA	LAT	7	34.03	18.51	15.52							0.00				
#	Executed Elements	Info	Base Value	GOE	J1	J2	J3	J4	J5	J6	J7	J8	J9	Bonus	Ref.	Scores of Panel	
1	3Lzb+2T	b	7.20	-1.18	-3	-2	-2	-2	-2					1.00		7.02	
2	1A		1.10	0.11	3	1	1	1	1							1.21	
3	CSp2		1.80	0.36	2	2	1	2	2							2.16	
4	StSq2		2.60	0.43	3	1	1	2	2							3.03	
5	3Sq	q	4.30	-1.29	-3	-3	-2	-3	-3							3.01	
6	CCoSp2		2.50	-0.42	-3	-1	-2	-2	-1							2.08	
			19.50													18.51	
Program Components				Factor													
Composition				1.07	5.25	4.50	4.75	4.75	4.50							4.67	
Presentation				1.07	5.00	4.75	5.00	5.00	4.75							4.92	
Skating Skills				1.07	4.75	4.50	5.25	5.00	5.00							4.92	
Judges Total Program Component Score (factored)																	15.52
Deductions:																0.00	

Rank	Name	Nation	Starting Number	Total Segment Score	Total Element Score	Total Program Component Score (factored)							Total Deductions				
3	Lina MATEIKO	LAT	16	33.78	18.54	15.24							0.00				
#	Executed Elements	Info	Base Value	GOE	J1	J2	J3	J4	J5	J6	J7	J8	J9	Bonus	Ref.	Scores of Panel	
1	2Ab	b	3.30	0.44	1	1	2	2	1					1.00		4.74	
2	2Lz		2.10	0.14	2	0	1	1	0							2.24	
3	CSp3		2.30	0.15	2	-1	1	1	0							2.45	
4	CCoSp2		2.50	-0.08	-1	-2	0	0	1							2.42	
5	2F+2Lo		3.50	0.24	2	2	0	1	1							3.74	
6	StSq2		2.60	0.35	2	1	1	2	0							2.95	
			16.30													18.54	
Program Components				Factor													
Composition				1.07	4.75	4.75	4.75	5.00	4.50							4.75	
Presentation				1.07	4.75	4.50	5.00	5.25	4.50							4.75	
Skating Skills				1.07	5.00	4.25	5.00	5.00	4.25							4.75	
Judges Total Program Component Score (factored)																	15.24
Deductions:																0.00	





Interclub Figure Skating Competition
Tallinn Trophy 2023



Tallinn / EST

November 24 - 26, 2023

JUDGES DETAILS PER SKATER


ADVANCED NOVICE 2008-2010 GIRLS SHORT PROGRAM

Rank	Name	Nation	Starting Number	Total Segment Score	Total Element Score	Total Program Component Score (factored)							Total Deductions			
4	Elisabeth LEETNA	EST	14	31.46	17.02	14.44							0.00			
#	Executed Elements	Info	Base Value	GOE	J1	J2	J3	J4	J5	J6	J7	J8	J9	Bonus	Ref.	Scores of Panel
1	2Ab	b	3.30	-0.22	-1	0	-1	0	-1					1.00		4.08
2	2Lz+2T		3.40	-0.07	0	0	-1	0	-1							3.33
3	2F		1.80	0.06	2	1	0	0	0							1.86
4	CSp1		1.40	0.28	2	2	2	2	2							1.68
5	StSq2		2.60	0.17	1	0	2	1	0							2.77
6	CCoSp3		3.00	0.30	0	1	1	2	1							3.30
			15.50													17.02
Program Components				Factor												
Composition				1.07	4.25	4.50	4.50	4.50	4.25				4.42			
Presentation				1.07	4.00	4.50	5.25	4.50	4.00				4.33			
Skating Skills				1.07	4.00	5.00	5.00	4.75	4.50				4.75			
Judges Total Program Component Score (factored)											14.44					
Deductions:																0.00


Rank	Name	Nation	Starting Number	Total Segment Score	Total Element Score	Total Program Component Score (factored)							Total Deductions			
5	Matilda KOPPEL	EST	13	30.63	16.18	14.45							0.00			
#	Executed Elements	Info	Base Value	GOE	J1	J2	J3	J4	J5	J6	J7	J8	J9	Ref.	Scores of Panel	
1	1A		1.10	0.18	2	2	1	2	1						1.28	
2	2Lz		2.10	0.21	1	2	1	1	0						2.31	
3	2F+2Lo		3.50	-0.36	-3	-1	-2	-2	-2						3.14	
4	CCoSp3		3.00	0.70	2	2	3	2	3						3.70	
5	StSq2		2.60	0.35	1	2	1	2	1						2.95	
6	LSp3		2.40	0.40	2	1	1	2	2						2.80	
			14.70												16.18	
Program Components				Factor												
Composition				1.07	4.00	4.50	4.75	4.50	4.75				4.58			
Presentation				1.07	4.00	4.50	5.00	4.50	4.50				4.50			
Skating Skills				1.07	4.25	4.50	5.00	4.25	4.50				4.42			
Judges Total Program Component Score (factored)											14.45					
Deductions:																0.00

Rank	Name	Nation	Starting Number	Total Segment Score	Total Element Score	Total Program Component Score (factored)							Total Deductions			
6	Venetta IVANNIKOVA	EST	22	28.58	15.20	13.38							0.00			
#	Executed Elements	Info	Base Value	GOE	J1	J2	J3	J4	J5	J6	J7	J8	J9	Ref.	Scores of Panel	
1	2A<<	<<	1.10	-0.40	-4	-4	-3	-4	-3						0.70	
2	2Lz+2Lo		3.80	0.00	0	0	0	0	0						3.80	
3	CCoSp3		3.00	0.30	0	1	2	1	1						3.30	
4	2F!	!	1.80	-0.18	-1	-1	-1	-1	-2						1.62	
5	StSq3		3.30	0.33	1	1	1	2	1						3.63	
6	LSp2		1.90	0.25	1	2	2	1	1						2.15	
			14.90												15.20	
Program Components				Factor												
Composition				1.07	3.50	4.25	4.50	4.00	4.00				4.08			
Presentation				1.07	3.75	4.00	4.75	4.25	3.75				4.00			
Skating Skills				1.07	4.00	4.50	5.25	4.25	4.50				4.42			
Judges Total Program Component Score (factored)											13.38					
Deductions:																0.00





Interclub Figure Skating Competition
Tallinn Trophy 2023



Tallinn / EST

November 24 - 26, 2023

JUDGES DETAILS PER SKATER


ADVANCED NOVICE 2008-2010 GIRLS SHORT PROGRAM

Rank	Name	Nation	Starting Number	Total Segment Score	Total Element Score	Total Program Component Score (factored)							Total Deductions			
7	Loreta BERZARINA	LAT	8	28.52	16.09	12.93							-0.50			
#	Executed Elements	Info	Base Value	GOE	J1	J2	J3	J4	J5	J6	J7	J8	J9	Bonus	Ref.	Scores of Panel
1	2Lz+2Lo		3.80	0.35	1	1	2	2	2							4.15
2	3S<	<	3.44	-1.03	-3	-2	-3	-3	-3							2.41
3	CCoSp2		2.50	0.33	1	2	2	1	1							2.83
4	2Ab	b	3.30	-1.10	-4	-4	-3	-3	-3					1.00		3.20
5	StSq1		1.80	0.12	0	1	0	1	1							1.92
6	LSp2		1.90	-0.32	-2	-2	-2	-1	0							1.58
			16.74													16.09
Program Components				Factor												
Composition				1.07	3.50	4.00	4.00	4.25	4.00				4.00			
Presentation				1.07	3.50	4.00	3.75	4.25	3.75				3.83			
Skating Skills				1.07	4.00	4.50	4.25	4.25	4.25				4.25			
Judges Total Program Component Score (factored)											12.93					
Deductions:				Time violation							-0.50					
											-0.50					


Rank	Name	Nation	Starting Number	Total Segment Score	Total Element Score	Total Program Component Score (factored)							Total Deductions		
8	Nicole KNYAZEVA	EST	12	28.35	14.63	13.72							0.00		
#	Executed Elements	Info	Base Value	GOE	J1	J2	J3	J4	J5	J6	J7	J8	J9	Ref.	Scores of Panel
1	2A<	<	2.64	-0.53	-2	-2	-1	-2	-2						2.11
2	3S<+2T	<	4.74	-0.69	-2	-2	-2	-2	-2						4.05
3	CSp1		1.40	-0.28	-2	-2	-2	-2	-3						1.12
4	StSq2		2.60	0.09	0	-1	1	2	0						2.69
5	2F		1.80	0.06	2	1	0	0	0						1.86
6	CCoSp3		3.00	-0.20	1	-1	-2	0	-1						2.80
			16.18												14.63
Program Components				Factor											
Composition				1.07	4.00	4.25	4.25	4.50	4.00				4.17		
Presentation				1.07	4.50	4.00	4.50	4.50	4.00				4.33		
Skating Skills				1.07	4.50	4.25	4.50	4.25	4.25				4.33		
Judges Total Program Component Score (factored)											13.72				
Deductions:											0.00				

Rank	Name	Nation	Starting Number	Total Segment Score	Total Element Score	Total Program Component Score (factored)							Total Deductions			
9	Anna TROITSKAJA	EST	6	27.38	15.04	12.84							-0.50			
#	Executed Elements	Info	Base Value	GOE	J1	J2	J3	J4	J5	J6	J7	J8	J9	Bonus	Ref.	Scores of Panel
1	2Ab	b	3.30	-0.55	-3	-1	-1	-2	-2					1.00		3.75
2	3S<	F	3.44	-1.72	-5	-5	-5	-5	-5							1.72
3	2Lz+2T		3.40	0.00	0	0	0	0	0							3.40
4	CCoSp1		2.00	-0.40	-2	-2	-3	-2	-2							1.60
5	StSq2		2.60	0.17	0	1	1	1	0							2.77
6	CSp2		1.80	0.00	0	0	1	0	-1							1.80
			16.54													15.04
Program Components				Factor												
Composition				1.07	3.25	4.25	4.50	4.00	3.75				4.00			
Presentation				1.07	3.25	4.00	4.25	3.75	3.50				3.75			
Skating Skills				1.07	3.50	4.50	4.50	4.25	4.00				4.25			
Judges Total Program Component Score (factored)											12.84					
Deductions:				Falls							-0.50 (1)					
											-0.50					





Interclub Figure Skating Competition
Tallinn Trophy 2023



Tallinn / EST

November 24 - 26, 2023

JUDGES DETAILS PER SKATER

ADVANCED NOVICE 2008-2010 GIRLS SHORT PROGRAM


Rank	Name	Nation	Starting Number	Total Segment Score	Total Element Score	Total Program Component Score (factored)						Total Deductions			
10	Alexandra Marii PETTAI	EST	3	27.19	14.62	12.57						0.00			
#	Executed Elements	Info	Base Value	GOE	J1	J2	J3	J4	J5	J6	J7	J8	J9	Ref.	Scores of Panel
1	1A		1.10	0.00	0	1	0	0	0						1.10
2	2F		1.80	0.00	0	0	0	0	0						1.80
3	CCoSp3		3.00	0.10	0	2	0	1	0						3.10
4	2Lz+2Lo		3.80	0.00	0	0	0	1	0						3.80
5	LSp2		1.90	0.06	0	1	1	0	-2						1.96
6	StSq2		2.60	0.26	0	1	1	1	1						2.86
			14.20												14.62
Program Components				Factor											
Composition				1.07	3.25	4.50	3.75	4.00	3.75					3.83	
Presentation				1.07	3.25	4.25	4.25	3.75	4.00					4.00	
Skating Skills				1.07	3.50	4.00	4.00	4.00	3.75					3.92	
Judges Total Program Component Score (factored)											12.57				
Deductions:												0.00			

Rank	Name	Nation	Starting Number	Total Segment Score	Total Element Score	Total Program Component Score (factored)						Total Deductions			
11	Isabel SAKS	EST	4	26.76	14.10	12.66						0.00			
#	Executed Elements	Info	Base Value	GOE	J1	J2	J3	J4	J5	J6	J7	J8	J9	Ref.	Scores of Panel
1	1A		1.10	0.11	1	2	1	1	0						1.21
2	2F		1.80	0.12	1	1	0	1	0						1.92
3	2Lz+2T		3.40	0.00	0	0	0	0	-1						3.40
4	CCoSp3		3.00	0.30	1	1	1	1	1						3.30
5	StSq2		2.60	0.17	1	0	0	1	1						2.77
6	LSp1		1.50	0.00	0	0	0	1	0						1.50
			13.40												14.10
Program Components				Factor											
Composition				1.07	4.00	4.00	4.00	4.00	4.00					4.00	
Presentation				1.07	3.75	4.00	4.00	4.25	3.75					3.92	
Skating Skills				1.07	4.00	3.75	3.75	4.00	4.25					3.92	
Judges Total Program Component Score (factored)											12.66				
Deductions:												0.00			

Rank	Name	Nation	Starting Number	Total Segment Score	Total Element Score	Total Program Component Score (factored)						Total Deductions			
12	Amelia VASSIN	EST	5	26.46	14.21	12.75						-0.50			
#	Executed Elements	Info	Base Value	GOE	J1	J2	J3	J4	J5	J6	J7	J8	J9	Ref.	Scores of Panel
1	1A		1.10	0.00	0	1	0	0	-1						1.10
2	2Lz+2Lo		3.80	-0.42	-3	-2	-2	-2	-2						3.38
3	CCoSp2		2.50	0.25	1	0	1	1	1						2.75
4	2F		1.80	-0.12	0	-1	-1	0	-1						1.68
5	CSp3		2.30	0.31	2	1	2	1	1						2.61
6	StSq2		2.60	0.09	1	0	0	0	1						2.69
			14.10												14.21
Program Components				Factor											
Composition				1.07	4.00	4.25	4.25	3.75	3.75					4.00	
Presentation				1.07	3.75	4.25	3.75	4.00	4.00					3.92	
Skating Skills				1.07	4.00	4.00	4.25	3.50	4.00					4.00	
Judges Total Program Component Score (factored)											12.75				
Deductions:				Time violation	-0.50							-0.50			

Partners





Interclub Figure Skating Competition
Tallinn Trophy 2023



Tallinn / EST

November 24 - 26, 2023

JUDGES DETAILS PER SKATER


ADVANCED NOVICE 2008-2010 GIRLS SHORT PROGRAM

Rank	Name	Nation	Starting Number	Total Segment Score	Total Element Score	Total Program Component Score (factored)						Total Deductions			
13	Säde Ann SAKS	EST	2	26.22	14.01	12.21						0.00			
#	Executed Elements	Info	Base Value	GOE	J1	J2	J3	J4	J5	J6	J7	J8	J9	Ref.	Scores of Panel
1	1A		1.10	0.07	1	1	0	0	1						1.17
2	2Lz!	!	2.10	-0.21	-1	-1	-1	-1	-1						1.89
3	CSp3		2.30	0.00	0	0	1	0	0						2.30
4	2F+2Lo		3.50	-0.12	0	0	-1	-1	-1						3.38
5	CCoSp2		2.50	0.08	0	1	-1	1	0						2.58
6	StSq2		2.60	0.09	-2	1	1	0	0						2.69
			14.10												14.01
Program Components				Factor											
Composition				1.07	3.25	4.00	4.25	3.75	3.75					3.83	
Presentation				1.07	3.25	4.00	4.00	3.50	3.75					3.75	
Skating Skills				1.07	3.50	4.00	4.25	3.50	4.00					3.83	
Judges Total Program Component Score (factored)															12.21
Deductions:											0.00				


Rank	Name	Nation	Starting Number	Total Segment Score	Total Element Score	Total Program Component Score (factored)						Total Deductions			
14	Albina APAKOVA	LAT	20	25.96	12.49	13.47						0.00			
#	Executed Elements	Info	Base Value	GOE	J1	J2	J3	J4	J5	J6	J7	J8	J9	Ref.	Scores of Panel
1	1A		1.10	0.00	1	0	0	0	0						1.10
2	3Lo<<	<<	1.70	-0.62	-5	-4	-3	-4	-3						1.08
3	3S<<+2T	<<	2.60	-0.48	-4	-4	-3	-5	-3						2.12
4	CCoSp3		3.00	0.10	0	1	-1	0	1						3.10
5	StSq2		2.60	0.09	1	0	1	0	0						2.69
6	LSp3		2.40	0.00	0	1	-1	0	0						2.40
			13.40												12.49
Program Components				Factor											
Composition				1.07	3.50	4.25	4.75	3.75	4.50					4.17	
Presentation				1.07	3.50	4.25	5.00	4.00	4.50					4.25	
Skating Skills				1.07	3.75	4.25	5.25	4.00	4.25					4.17	
Judges Total Program Component Score (factored)															13.47
Deductions:											0.00				

Rank	Name	Nation	Starting Number	Total Segment Score	Total Element Score	Total Program Component Score (factored)						Total Deductions			
15	Natasha JERMALICKA	LAT	17	25.85	11.90	14.45						-0.50			
#	Executed Elements	Info	Base Value	GOE	J1	J2	J3	J4	J5	J6	J7	J8	J9	Ref.	Scores of Panel
1	3F<<	<<	1.80	-0.54	-3	-3	-3	-4	-3						1.26
2	3Lo<<+2T	<<	3.00	-0.74	-5	-4	-3	-5	-4						2.26
3	CCoSp2		2.50	0.42	2	2	2	1	1						2.92
4	2A<	F	2.64	-1.32	-5	-5	-5	-5	-5						1.32
5	StSq1		1.80	0.18	1	-2	1	1	1						1.98
6	LSp3		2.40	-0.24	0	-3	-1	-1	-1						2.16
			14.14												11.90
Program Components				Factor											
Composition				1.07	4.00	4.50	5.00	4.50	4.75					4.58	
Presentation				1.07	4.25	4.25	5.25	4.50	4.50					4.42	
Skating Skills				1.07	4.25	4.00	5.25	4.75	4.50					4.50	
Judges Total Program Component Score (factored)															14.45
Deductions:											Falls -0.50 (1)				-0.50





Interclub Figure Skating Competition
Tallinn Trophy 2023



Tallinn / EST

November 24 - 26, 2023

JUDGES DETAILS PER SKATER


ADVANCED NOVICE 2008-2010 GIRLS SHORT PROGRAM

Rank	Name	Nation	Starting Number	Total Segment Score	Total Element Score	Total Program Component Score (factored)						Total Deductions			
16	Marija RINKMANE	LAT	15	25.72	13.38	12.84						-0.50			
#	Executed Elements	Info	Base Value	GOE	J1	J2	J3	J4	J5	J6	J7	J8	J9	Ref.	Scores of Panel
1	2A<<	F	1.10	-0.55	-5	-5	-5	-5	-5						0.55
2	2F+2Loq	q	3.50	-0.36	-2	-2	-2	-2	-3						3.14
3	CCoSp3		3.00	-0.10	-1	1	-2	-1	1						2.90
4	2Lz		2.10	0.00	0	0	0	0	-1						2.10
5	StSq2		2.60	0.00	0	0	0	0	0						2.60
6	LSp2		1.90	0.19	1	1	1	1	1						2.09
			14.20												13.38
Program Components				Factor											
Composition				1.07	3.50	4.50	4.00	4.00	3.75					3.92	
Presentation				1.07	3.50	4.25	4.25	4.25	3.75					4.08	
Skating Skills				1.07	4.00	4.00	4.00	4.25	4.00					4.00	
Judges Total Program Component Score (factored)											12.84				
Deductions:		Falls	-0.50 (1)											-0.50	


Rank	Name	Nation	Starting Number	Total Segment Score	Total Element Score	Total Program Component Score (factored)						Total Deductions			
17	Giafira USPENSKA	LAT	21	25.59	12.62	13.47						-0.50			
#	Executed Elements	Info	Base Value	GOE	J1	J2	J3	J4	J5	J6	J7	J8	J9	Ref.	Scores of Panel
1	2A	F	3.30	-1.65	-5	-5	-5	-5	-5						1.65
2	2F+2T		3.10	0.00	0	0	0	0	0						3.10
3	1Lz*	*	0.00	0.00	-	-	-	-	-						0.00
4	CCoSp3		3.00	-0.60	-2	-2	-2	-2	0						2.40
5	StSq2		2.60	0.26	0	1	1	1	1						2.86
6	CSp3		2.30	0.31	1	3	1	2	1						2.61
			14.30												12.62
Program Components				Factor											
Composition				1.07	3.75	4.50	4.50	3.75	4.75					4.25	
Presentation				1.07	4.00	4.00	4.50	4.25	4.25					4.17	
Skating Skills				1.07	3.50	4.25	4.75	4.00	4.25					4.17	
Judges Total Program Component Score (factored)											13.47				
Deductions:		Falls	-0.50 (1)											-0.50	

Rank	Name	Nation	Starting Number	Total Segment Score	Total Element Score	Total Program Component Score (factored)						Total Deductions			
18	Dominika TEOR	EST	9	24.50	12.64	11.86						0.00			
#	Executed Elements	Info	Base Value	GOE	J1	J2	J3	J4	J5	J6	J7	J8	J9	Ref.	Scores of Panel
1	2Lo+2T		3.00	0.06	0	1	1	0	0						3.06
2	1A		1.10	0.00	0	1	0	0	0						1.10
3	CCoSp3		3.00	0.50	1	2	1	2	2						3.50
4	StSq1		1.80	0.00	0	0	0	0	1						1.80
5	2F		1.80	0.00	0	0	0	0	0						1.80
6	CSp2		1.80	-0.42	-3	-2	-2	-1	-3						1.38
			12.50												12.64
Program Components				Factor											
Composition				1.07	3.00	4.00	3.50	3.75	3.75					3.67	
Presentation				1.07	3.00	4.00	3.75	3.50	3.50					3.58	
Skating Skills				1.07	3.50	3.75	4.00	3.75	4.00					3.83	
Judges Total Program Component Score (factored)											11.86				
Deductions:													0.00		





Interclub Figure Skating Competition
Tallinn Trophy 2023



Tallinn / EST

November 24 - 26, 2023

JUDGES DETAILS PER SKATER

ADVANCED NOVICE 2008-2010 GIRLS SHORT PROGRAM

Rank	Name	Nation	Starting Number	Total Segment Score	Total Element Score	Total Program Component Score (factored)						Total Deductions			
19	Helisa-Annabel VESTEL	EST	11	23.68	12.67	11.51						-0.50			
#	Executed Elements	Info	Base Value	GOE	J1	J2	J3	J4	J5	J6	J7	J8	J9	Ref.	Scores of Panel
1	LSp2		1.90	-0.06	-1	0	-1	0	0						1.84
2	2A<	F	2.64	-1.32	-5	-5	-5	-5	-5						1.32
3	2Lz+2T		3.40	-0.21	-1	-1	-1	-1	-1						3.19
4	CCoSp2		2.50	-0.58	-3	-2	-3	-1	-2						1.92
5	2F		1.80	0.00	0	0	0	0	-1						1.80
6	StSq2		2.60	0.00	0	0	0	0	-1						2.60
			14.84												12.67
Program Components				Factor											
Composition				1.07	3.50	4.00	3.25	3.75	3.75	3.50					3.67
Presentation				1.07	3.50	3.75	3.50	3.75	3.50					3.58	
Skating Skills				1.07	3.50	4.00	3.50	3.50	3.50					3.50	
Judges Total Program Component Score (factored)											11.51				
Deductions:		Falls	-0.50 (1)										-0.50		

Rank	Name	Nation	Starting Number	Total Segment Score	Total Element Score	Total Program Component Score (factored)						Total Deductions			
20	Alina SHAVELA	EST	1	22.41	11.22	11.69						-0.50			
#	Executed Elements	Info	Base Value	GOE	J1	J2	J3	J4	J5	J6	J7	J8	J9	Ref.	Scores of Panel
1	2A<	F	2.64	-1.32	-5	-5	-5	-5	-5						1.32
2	2Lz<+2T	<	2.98	-0.34	-2	-2	-2	-2	-3						2.64
3	2F		1.80	0.00	0	1	0	0	0						1.80
4	LSpB		1.20	-0.12	-1	-1	-1	-1	-3						1.08
5	StSq1		1.80	0.00	0	0	0	0	0						1.80
6	CCoSp2		2.50	0.08	0	1	0	1	0						2.58
			12.92												11.22
Program Components				Factor											
Composition				1.07	3.50	4.00	3.75	3.75	3.50					3.67	
Presentation				1.07	3.25	3.75	4.00	3.50	3.25					3.50	
Skating Skills				1.07	3.50	4.00	4.00	3.50	3.75					3.75	
Judges Total Program Component Score (factored)											11.69				
Deductions:		Falls	-0.50 (1)										-0.50		

Rank	Name	Nation	Starting Number	Total Segment Score	Total Element Score	Total Program Component Score (factored)						Total Deductions			
21	Maria-Michelle BARTENEVA	EST	10	20.38	9.27	11.61						-0.50			
#	Executed Elements	Info	Base Value	GOE	J1	J2	J3	J4	J5	J6	J7	J8	J9	Ref.	Scores of Panel
1	1A		1.10	0.11	1	1	0	2	1						1.21
2	2Lz	F	2.10	-1.05	-5	-5	-5	-5	-5						1.05
3	StSqB		1.50	-0.10	1	-1	0	-1	-1						1.40
4	LSp2		1.90	-0.19	-2	-1	-2	0	0						1.71
5	2F+1T*	*	1.80	-0.90	-5	-5	-5	-5	-5						0.90
6	CCoSp3		3.00	0.00	1	0	-1	-1	1						3.00
			11.40												9.27
Program Components				Factor											
Composition				1.07	3.75	3.75	3.50	3.75	3.50					3.67	
Presentation				1.07	4.00	3.50	3.50	3.50	3.50					3.50	
Skating Skills				1.07	4.00	3.75	3.75	3.50	3.50					3.67	
Judges Total Program Component Score (factored)											11.61				
Deductions:		Falls	-0.50 (1)										-0.50		

Legend:							
#	Sequence number	GOE	Grade of Execution	Jx	Judges (x=1-9)	Ref.	Referee
*	Invalid element	<	Under-rotated jump	<<	Downgraded jump	!	Not clear edge
F	Fall	q	Jump landed on the quarter	b	Bonus Point for jump added to the element score		

