


Interclub Figure Skating Competition  
**Tallinn Trophy 2023**



Tallinn / EST

November 24 - 26, 2023

**JUDGES DETAILS PER SKATER**

**BASIC NOVICE 2012-2014 GIRLS FREE SKATING**

Rank	Name	Nation	Starting Number	Total Segment Score	Total Element Score	Total Program Component Score (factored)	Total Deductions
1	Olivia BAZLOVA	CYP	6	45.95	23.82	22.13	0.00

#	Executed Elements	Info	Base Value	GOE	J1	J2	J3	J4	J5	J6	J7	J8	J9	Ref.	Scores of Panel		
1	2A		3.30	0.22	0	1	1								3.52		
2	2A		3.30	-0.44	-1	-2	-1								2.86		
3	FCSSp2		2.30	0.46	1	3	2								2.76		
4	2S+2T		2.60	0.00	0	0	0								2.60		
5	StSq2		2.60	0.61	2	3	2								3.21		
6	CCoSp2		2.50	0.58	2	3	2								3.08		
7	2F		1.80	0.12	0	1	1								1.92		
8	2Lz+2Lo		3.80	0.07	0	1	0								3.87		
			<b>22.20</b>												<b>23.82</b>		
<b>Program Components</b>			<b>Factor</b>														
Composition				1.67	4.50	4.50	4.00										
Presentation				1.67	4.25	4.75	4.50										
Skating Skills				1.67	4.50	4.50	4.25										
<b>Judges Total Program Component Score (factored)</b>																<b>22.13</b>	

**Deductions:** 0.00

Rank	Name	Nation	Starting Number	Total Segment Score	Total Element Score	Total Program Component Score (factored)	Total Deductions
2	Emilia NIKOLAITSHUK	EST	8	40.37	19.37	21.00	0.00

#	Executed Elements	Info	Base Value	GOE	J1	J2	J3	J4	J5	J6	J7	J8	J9	Ref.	Scores of Panel		
1	2A<<	<<	1.10	-0.33	-3	-3	-3								0.77		
2	2F+2T		3.10	-0.06	0	0	-1								3.04		
3	2Lz		2.10	0.21	1	1	1								2.31		
4	FCSSp2		2.30	0.38	2	2	1								2.68		
5	2Lz+1A+SEQ		3.20	0.21	1	1	1								3.41		
6	StSq2		2.60	0.17	1	0	1								2.77		
7	2S		1.30	0.09	0	1	1								1.39		
8	CCoSp2		2.50	0.50	1	3	2								3.00		
			<b>18.20</b>												<b>19.37</b>		
<b>Program Components</b>			<b>Factor</b>														
Composition				1.67	4.25	4.75	4.00										
Presentation				1.67	4.00	4.50	4.00										
Skating Skills				1.67	4.25	4.25	3.75										
<b>Judges Total Program Component Score (factored)</b>																<b>21.00</b>	

**Deductions:** 0.00

Rank	Name	Nation	Starting Number	Total Segment Score	Total Element Score	Total Program Component Score (factored)	Total Deductions
3	Katalina SERATINSKA	LAT	14	40.11	20.22	19.89	0.00


#	Executed Elements	Info	Base Value	GOE	J1	J2	J3	J4	J5	J6	J7	J8	J9	Ref.	Scores of Panel		
1	2F+1A+SEQ		2.90	0.18	1	1	1								3.08		
2	2S		1.30	0.13	1	1	1								1.43		
3	2Lo+2T		3.00	0.11	1	1	0								3.11		
4	CCoSp2		2.50	0.00	0	0	0								2.50		
5	2Lz		2.10	0.07	0	1	0								2.17		
6	2Lz		2.10	0.21	1	1	1								2.31		
7	StSq2		2.60	0.26	1	1	1								2.86		
8	CSSp2		2.30	0.46	3	2	1								2.76		
			<b>18.80</b>												<b>20.22</b>		
<b>Program Components</b>			<b>Factor</b>														
Composition				1.67	4.50	4.00	3.75										
Presentation				1.67	4.25	4.00	3.75										
Skating Skills				1.67	4.00	4.00	3.50										
<b>Judges Total Program Component Score (factored)</b>																<b>19.89</b>	

**Deductions:** 0.00





Interclub Figure Skating Competition  
**Tallinn Trophy 2023**



Tallinn / EST

November 24 - 26, 2023

**JUDGES DETAILS PER SKATER**

**BASIC NOVICE 2012-2014 GIRLS FREE SKATING**

Rank	Name	Nation	Starting Number	Total Segment Score	Total Element Score	Total Program Component Score (factored)	Total Deductions
4	Lilli Ann PRANGEL	EST	11	39.03	18.71	20.32	0.00

#	Executed Elements	Info	Base Value	GOE	J1	J2	J3	J4	J5	J6	J7	J8	J9	Ref.	Scores of Panel
1	2S		1.30	0.09	0	1	1								1.39
2	2Lo+1A+SEQ		2.80	0.11	1	0	1								2.91
3	2Lz		2.10	0.00	0	0	0								2.10
4	CCoSp2		2.50	0.58	3	2	2								3.08
5	2F		1.80	0.18	1	1	1								1.98
6	1A+2T		2.40	-0.04	-1	0	0								2.36
7	StSq1		1.80	0.18	1	1	1								1.98
8	CSSp2		2.30	0.61	3	3	2								2.91
			<b>17.00</b>												<b>18.71</b>
<b>Program Components</b>				<b>Factor</b>											
Composition				1.67	4.50	4.00	4.00								4.17
Presentation				1.67	4.25	4.00	3.75								4.00
Skating Skills				1.67	4.25	4.25	3.50								4.00
<b>Judges Total Program Component Score (factored)</b>															<b>20.32</b>

**Deductions:** 0.00

Rank	Name	Nation	Starting Number	Total Segment Score	Total Element Score	Total Program Component Score (factored)	Total Deductions
5	Maia Gilda MENSON	EST	22	38.08	19.52	19.06	-0.50

#	Executed Elements	Info	Base Value	GOE	J1	J2	J3	J4	J5	J6	J7	J8	J9	Ref.	Scores of Panel
1	2A<<	F	1.10	-0.55	-5	-5	-5								0.55
2	2F+2T		3.10	0.00	0	0	0								3.10
3	2S+2Lo		3.00	0.11	1	1	0								3.11
4	CCoSp2		2.50	0.42	2	2	1								2.92
5	2Lz		2.10	0.07	0	1	0								2.17
6	StSq2		2.60	0.35	1	1	2								2.95
7	2Lz		2.10	-0.14	-1	0	-1								1.96
8	CSSp2		2.30	0.46	2	2	2								2.76
			<b>18.80</b>												<b>19.52</b>
<b>Program Components</b>				<b>Factor</b>											
Composition				1.67	4.25	3.75	3.50								3.83
Presentation				1.67	3.75	4.00	3.50								3.75
Skating Skills				1.67	4.00	4.00	3.50								3.83
<b>Judges Total Program Component Score (factored)</b>															<b>19.06</b>


**Deductions:** Falls -0.50 (1) -0.50

Rank	Name	Nation	Starting Number	Total Segment Score	Total Element Score	Total Program Component Score (factored)	Total Deductions
6	Varvara BUKA	LAT	7	37.05	18.26	18.79	0.00


#	Executed Elements	Info	Base Value	GOE	J1	J2	J3	J4	J5	J6	J7	J8	J9	Ref.	Scores of Panel
1	2Lz		2.10	0.14	1	1	0								2.24
2	2F+2Lo		3.50	0.00	0	0	0								3.50
3	CCoSp2		2.50	0.17	1	1	0								2.67
4	1A		1.10	0.04	1	0	0								1.14
5	StSq1		1.80	0.00	0	0	0								1.80
6	2S+2T		2.60	0.04	1	0	0								2.64
7	2Lz		2.10	0.14	1	0	1								2.24
8	CSSp1		1.90	0.13	1	1	0								2.03
			<b>17.60</b>												<b>18.26</b>
<b>Program Components</b>				<b>Factor</b>											
Composition				1.67	4.25	4.00	3.50								3.92
Presentation				1.67	3.75	3.75	3.25								3.58
Skating Skills				1.67	4.00	3.75	3.50								3.75
<b>Judges Total Program Component Score (factored)</b>															<b>18.79</b>

**Deductions:** 0.00





Interclub Figure Skating Competition  
**Tallinn Trophy 2023**



Tallinn / EST

November 24 - 26, 2023


**JUDGES DETAILS PER SKATER**  
**BASIC NOVICE 2012-2014 GIRLS FREE SKATING**

Rank	Name	Nation	Starting Number	Total Segment Score	Total Element Score	Total Program Component Score (factored)						Total Deductions			
7	Varvara USPENSKA	LAT	24	35.81	17.53	18.78						-0.50			
#	Executed Elements	Info	Base Value	GOE	J1	J2	J3	J4	J5	J6	J7	J8	J9	Ref.	Scores of Panel
1	2Lz		2.10	0.21	1	1	1								2.31
2	2Lz+2T		3.40	0.07	1	0	0								3.47
3	CSSp2		2.30	0.23	1	1	1								2.53
4	StSqB		1.50	0.00	0	1	-1								1.50
5	2F		1.80	0.00	-1	1	0								1.80
6	2Lo	F	1.70	-0.85	-5	-5	-5								0.85
7	2S+1A+SEQ		2.40	0.09	1	1	0								2.49
8	CCoSp2		2.50	0.08	1	1	-1								2.58
			<b>17.70</b>												<b>17.53</b>
Program Components			Factor												
Composition				1.67	4.25	4.00	3.00							3.75	
Presentation				1.67	4.00	4.25	3.00							3.75	
Skating Skills				1.67	4.25	3.75	3.25							3.75	
<b>Judges Total Program Component Score (factored)</b>													<b>18.78</b>		
<b>Deductions:</b>			Falls	-0.50 (1)									<b>-0.50</b>		


Rank	Name	Nation	Starting Number	Total Segment Score	Total Element Score	Total Program Component Score (factored)						Total Deductions			
8	Marta VAGINE	LAT	4	34.76	16.80	17.96						0.00			
#	Executed Elements	Info	Base Value	GOE	J1	J2	J3	J4	J5	J6	J7	J8	J9	Ref.	Scores of Panel
1	2S		1.30	0.00	0	0	0								1.30
2	2Lz+2T		3.40	-0.07	0	0	-1								3.33
3	2Lo<+1A+SEQ	<	2.46	-0.27	-2	-2	-2								2.19
4	2F		1.80	-0.06	0	-1	0								1.74
5	CSSp2		2.30	0.46	3	1	2								2.76
6	2Lz		2.10	-0.35	-2	-2	-1								1.75
7	CCoSp2V		1.88	0.25	2	1	1								2.13
8	StSqB		1.50	0.10	1	0	1								1.60
			<b>16.74</b>												<b>16.80</b>
Program Components			Factor												
Composition				1.67	3.50	3.50	3.75							3.58	
Presentation				1.67	3.75	3.50	3.75							3.67	
Skating Skills				1.67	3.75	3.25	3.50							3.50	
<b>Judges Total Program Component Score (factored)</b>													<b>17.96</b>		
<b>Deductions:</b>													<b>0.00</b>		

Rank	Name	Nation	Starting Number	Total Segment Score	Total Element Score	Total Program Component Score (factored)						Total Deductions			
9	Alexandra KISSELJOVA	EST	18	34.49	16.54	17.95						0.00			
#	Executed Elements	Info	Base Value	GOE	J1	J2	J3	J4	J5	J6	J7	J8	J9	Ref.	Scores of Panel
1	1A+1A+SEQ		2.20	0.04	0	1	0								2.24
2	2Lz		2.10	0.00	0	0	0								2.10
3	2Lz+2T<	<	3.14	-0.56	-2	-3	-3								2.58
4	LSp2		1.90	0.13	0	1	1								2.03
5	2F		1.80	0.00	0	0	0								1.80
6	StSq1		1.80	-0.06	0	0	-1								1.74
7	2Lo		1.70	-0.23	-1	-1	-2								1.47
8	CCoSp2		2.50	0.08	1	0	0								2.58
			<b>17.14</b>												<b>16.54</b>
Program Components			Factor												
Composition				1.67	3.75	4.00	3.50							3.75	
Presentation				1.67	3.25	3.50	3.25							3.33	
Skating Skills				1.67	3.75	3.75	3.50							3.67	
<b>Judges Total Program Component Score (factored)</b>													<b>17.95</b>		
<b>Deductions:</b>													<b>0.00</b>		





Interclub Figure Skating Competition  
**Tallinn Trophy 2023**



Tallinn / EST

November 24 - 26, 2023


**JUDGES DETAILS PER SKATER**  
**BASIC NOVICE 2012-2014 GIRLS FREE SKATING**

Rank	Name	Nation	Starting Number	Total Segment Score	Total Element Score	Total Program Component Score (factored)						Total Deductions			
10	Gabriela SHMITE	LAT	15	33.49	16.03	17.96						-0.50			
#	Executed Elements	Info	Base Value	GOE	J1	J2	J3	J4	J5	J6	J7	J8	J9	Ref.	Scores of Panel
1	2Lz		2.10	0.00	0	0	0								2.10
2	CSSp2		2.30	0.15	1	1	0								2.45
3	1A+1A+SEQ		2.20	0.11	1	1	1								2.31
4	2S+2T	F	2.60	-0.65	-5	-5	-5								1.95
5	2Lo		1.70	0.00	0	0	0								1.70
6	StSqB		1.50	-0.10	-2	0	0								1.40
7	2Lo		1.70	0.00	0	0	0								1.70
8	CCoSp2		2.50	-0.08	-1	1	-1								2.42
			<b>16.60</b>												<b>16.03</b>
Program Components			Factor												
Composition				1.67	4.25	3.75	3.50						3.83		
Presentation				1.67	3.50	3.50	3.50						3.50		
Skating Skills				1.67	3.75	3.50	3.00						3.42		
<b>Judges Total Program Component Score (factored)</b>												<b>17.96</b>			
<b>Deductions:</b>			Falls		-0.50 (1)							<b>-0.50</b>			


Rank	Name	Nation	Starting Number	Total Segment Score	Total Element Score	Total Program Component Score (factored)						Total Deductions			
11	Eva BABILO	EST	17	33.37	15.96	17.41						0.00			
#	Executed Elements	Info	Base Value	GOE	J1	J2	J3	J4	J5	J6	J7	J8	J9	Ref.	Scores of Panel
1	2Lz		2.10	-0.07	0	0	-1								2.03
2	1A+2Lo<<	<<	1.60	-0.48	-4	-5	-4								1.12
3	CCoSp2		2.50	0.25	1	1	1								2.75
4	2F+1A+SEQ		2.90	0.12	1	1	0								3.02
5	StSqB		1.50	0.00	-1	1	0								1.50
6	2S		1.30	0.00	0	0	0								1.30
7	2F		1.80	0.06	0	1	0								1.86
8	CSSp2		2.30	0.08	0	1	0								2.38
			<b>16.00</b>												<b>15.96</b>
Program Components			Factor												
Composition				1.67	3.25	3.50	3.50						3.42		
Presentation				1.67	3.25	3.75	3.50						3.50		
Skating Skills				1.67	3.50	3.75	3.25						3.50		
<b>Judges Total Program Component Score (factored)</b>												<b>17.41</b>			
<b>Deductions:</b>												<b>0.00</b>			

Rank	Name	Nation	Starting Number	Total Segment Score	Total Element Score	Total Program Component Score (factored)						Total Deductions			
12	Varvara FILJAEVA	EST	12	33.35	16.08	17.27						0.00			
#	Executed Elements	Info	Base Value	GOE	J1	J2	J3	J4	J5	J6	J7	J8	J9	Ref.	Scores of Panel
1	2Lo+1A+SEQ		2.80	0.00	0	0	0								2.80
2	2Lzq	q	2.10	-0.63	-2	-3	-4								1.47
3	CCoSp2		2.50	0.25	1	1	1								2.75
4	2F		1.80	0.00	-1	1	0								1.80
5	StSq2		2.60	0.00	-1	1	0								2.60
6	2F		1.80	-0.06	0	0	-1								1.74
7	2S		1.30	-0.22	-2	-1	-2								1.08
8	CSSp1		1.90	-0.06	0	0	-1								1.84
			<b>16.80</b>												<b>16.08</b>
Program Components			Factor												
Composition				1.67	3.25	3.50	3.50						3.42		
Presentation				1.67	3.00	3.75	3.50						3.42		
Skating Skills				1.67	3.50	3.50	3.50						3.50		
<b>Judges Total Program Component Score (factored)</b>												<b>17.27</b>			
<b>Deductions:</b>												<b>0.00</b>			





Interclub Figure Skating Competition  
**Tallinn Trophy 2023**



Tallinn / EST

November 24 - 26, 2023

**JUDGES DETAILS PER SKATER**


**BASIC NOVICE 2012-2014 GIRLS FREE SKATING**

Rank	Name	Nation	Starting Number	Total Segment Score	Total Element Score	Total Program Component Score (factored)						Total Deductions			
13	Lauriite RÄTSEP	EST	23	32.59	14.78	18.81						-1.00			
#	Executed Elements	Info	Base Value	GOE	J1	J2	J3	J4	J5	J6	J7	J8	J9	Ref.	Scores of Panel
1	2F+2Lo<<	<<	2.30	-0.84	-4	-5	-5								1.46
2	2Lz		2.10	-0.35	-2	-1	-2								1.75
3	1A		1.10	0.04	0	0	1								1.14
4	2F	F	1.80	-0.90	-5	-5	-5								0.90
5	CCoSp2		2.50	0.33	2	1	1								2.83
6	StSq1		1.80	0.06	1	1	-1								1.86
7	2S+1A+SEQ		2.40	-0.09	-1	0	-1								2.31
8	CSSp2		2.30	0.23	1	1	1								2.53
			<b>16.30</b>												<b>14.78</b>
Program Components			Factor												
Composition				1.67	4.25	3.75	3.75						3.92		
Presentation				1.67	3.75	3.50	3.00						3.42		
Skating Skills				1.67	4.25	4.00	3.50						3.92		
<b>Judges Total Program Component Score (factored)</b>												<b>18.81</b>			
<b>Deductions:</b>			Time violation		-0.50	Falls		-0.50 (1)					<b>-1.00</b>		


Rank	Name	Nation	Starting Number	Total Segment Score	Total Element Score	Total Program Component Score (factored)						Total Deductions			
14	Arina KRIIVA	EST	9	32.53	15.78	17.25						-0.50			
#	Executed Elements	Info	Base Value	GOE	J1	J2	J3	J4	J5	J6	J7	J8	J9	Ref.	Scores of Panel
1	2A<	<	2.64	-1.32	-5	-5	-5								1.32
2	1A		1.10	-0.07	-1	0	-1								1.03
3	2Lzq+2Lo<	F	3.46	-1.05	-5	-5	-5								2.41
4	StSq1		1.80	0.00	0	0	0								1.80
5	2F		1.80	0.00	0	0	0								1.80
6	CCoSp2		2.50	0.17	3	1	-2								2.67
7	2Sq+1A+SEQ	q	2.40	-0.26	-2	-2	-2								2.14
8	CSSp2		2.30	0.31	2	1	1								2.61
			<b>18.00</b>												<b>15.78</b>
Program Components			Factor												
Composition				1.67	3.50	3.50	3.25						3.42		
Presentation				1.67	3.50	3.50	3.00						3.33		
Skating Skills				1.67	3.75	3.75	3.25						3.58		
<b>Judges Total Program Component Score (factored)</b>												<b>17.25</b>			
<b>Deductions:</b>			Falls		-0.50 (1)						<b>-0.50</b>				

Rank	Name	Nation	Starting Number	Total Segment Score	Total Element Score	Total Program Component Score (factored)						Total Deductions			
15	Kotryna KUBILIUTE	LTU	19	30.64	14.50	16.14						0.00			
#	Executed Elements	Info	Base Value	GOE	J1	J2	J3	J4	J5	J6	J7	J8	J9	Ref.	Scores of Panel
1	1A+2Loq	q	2.80	-0.40	-1	-3	-3								2.40
2	CCoSp1		2.00	-0.07	1	-1	-1								1.93
3	2Lz		2.10	-0.07	0	0	-1								2.03
4	2S+2T		2.60	-0.04	0	-1	0								2.56
5	2F		1.80	0.00	0	0	0								1.80
6	StSq1		1.80	-0.12	-3	1	0								1.68
7	2Lz<<	<<	0.60	-0.30	-5	-5	-5								0.30
8	FSSp1		2.00	-0.20	-2	-1	0								1.80
			<b>15.70</b>												<b>14.50</b>
Program Components			Factor												
Composition				1.67	3.00	3.75	2.75						3.17		
Presentation				1.67	2.75	3.75	3.00						3.17		
Skating Skills				1.67	3.25	3.50	3.25						3.33		
<b>Judges Total Program Component Score (factored)</b>												<b>16.14</b>			
<b>Deductions:</b>													<b>0.00</b>		





Interclub Figure Skating Competition  
**Tallinn Trophy 2023**



Tallinn / EST

November 24 - 26, 2023

**JUDGES DETAILS PER SKATER**



**BASIC NOVICE 2012-2014 GIRLS FREE SKATING**

Rank	Name	Nation	Starting Number	Total Segment Score	Total Element Score	Total Program Component Score (factored)						Total Deductions			
16	Arina KARSAKOVA	EST	3	30.39	15.39	16.00						-1.00			
#	Executed Elements	Info	Base Value	GOE	J1	J2	J3	J4	J5	J6	J7	J8	J9	Ref.	Scores of Panel
1	2A<<	<<	1.10	-0.44	-4	-4	-4								0.66
2	2Lo	F	1.70	-0.85	-5	-5	-5								0.85
3	2Lz	F	2.10	-1.05	-5	-5	-5								1.05
4	2Lz+1A+SEQ		3.20	-0.07	0	-1	0								3.13
5	CUSp2		2.00	0.40	2	2	2								2.40
6	StSq1		1.80	0.06	-1	1	1								1.86
7	2F+2T		3.10	-0.24	-2	-1	-1								2.86
8	CCoSp2		2.50	0.08	0	2	-1								2.58
			<b>17.50</b>												<b>15.39</b>
Program Components			Factor												
Composition			1.67	3.25	3.75	3.00							3.33		
Presentation			1.67	2.75	3.50	2.75							3.00		
Skating Skills			1.67	3.25	3.50	3.00							3.25		
<b>Judges Total Program Component Score (factored)</b>														<b>16.00</b>	
<b>Deductions:</b>			Falls	-1.00 (2)											<b>-1.00</b>

Rank	Name	Nation	Starting Number	Total Segment Score	Total Element Score	Total Program Component Score (factored)						Total Deductions			
17	Grethe VOSPERT	EST	21	30.16	15.22	15.44						-0.50			
#	Executed Elements	Info	Base Value	GOE	J1	J2	J3	J4	J5	J6	J7	J8	J9	Ref.	Scores of Panel
1	1A		1.10	0.11	1	1	1								1.21
2	2F+2T		3.10	0.00	0	0	0								3.10
3	2Lz	F	2.10	-1.05	-5	-5	-5								1.05
4	2Lz		2.10	0.00	0	0	0								2.10
5	CCoSp2		2.50	0.25	1	1	1								2.75
6	StSqB		1.50	-0.15	-1	-1	-1								1.35
7	2S		1.30	-0.09	0	-1	-1								1.21
8	CSSp2		2.30	0.15	1	1	0								2.45
			<b>16.00</b>												<b>15.22</b>
Program Components			Factor												
Composition			1.67	3.00	3.25	3.00							3.08		
Presentation			1.67	3.25	3.00	2.75							3.00		
Skating Skills			1.67	3.00	3.50	3.00							3.17		
<b>Judges Total Program Component Score (factored)</b>														<b>15.44</b>	
<b>Deductions:</b>			Falls	-0.50 (1)											<b>-0.50</b>

Rank	Name	Nation	Starting Number	Total Segment Score	Total Element Score	Total Program Component Score (factored)						Total Deductions			
18	Liis KITTUS	EST	5	30.03	14.30	15.73						0.00			
#	Executed Elements	Info	Base Value	GOE	J1	J2	J3	J4	J5	J6	J7	J8	J9	Ref.	Scores of Panel
1	2S+1A+SEQ		2.40	0.00	0	0	0								2.40
2	2Lz<	<	1.68	-0.50	-3	-3	-3								1.18
3	StSqB		1.50	-0.05	0	-1	0								1.45
4	CSSp2		2.30	-0.15	1	-1	-2								2.15
5	2F<+2T<	<	2.48	-0.58	-4	-4	-4								1.90
6	2F<	<	1.44	-0.34	-3	-2	-2								1.10
7	2Lo		1.70	0.00	0	0	0								1.70
8	CCoSp2		2.50	-0.08	0	0	-1								2.42
			<b>16.00</b>												<b>14.30</b>
Program Components			Factor												
Composition			1.67	3.50	3.25	2.75							3.17		
Presentation			1.67	3.25	3.00	2.50							2.92		
Skating Skills			1.67	3.50	3.50	3.00							3.33		
<b>Judges Total Program Component Score (factored)</b>														<b>15.73</b>	
<b>Deductions:</b>														<b>0.00</b>	






**JUDGES DETAILS PER SKATER**  
**BASIC NOVICE 2012-2014 GIRLS FREE SKATING**


Rank	Name	Nation	Starting Number	Total Segment Score	Total Element Score	Total Program Component Score (factored)						Total Deductions			
19	Eileen Elisie VALGE	EST	2	29.54	13.28	16.26						0.00			
#	Executed Elements	Info	Base Value	GOE	J1	J2	J3	J4	J5	J6	J7	J8	J9	Ref.	Scores of Panel
1	2S		1.30	0.00	0	0	0								1.30
2	1S+SEQ+1A*	*	0.40	-0.19	-5	-4	-5								0.21
3	2F!	!	1.80	-0.24	-2	-1	-1								1.56
4	1A+2Loq	q	2.80	-0.45	-2	-3	-3								2.35
5	CCoSp2		2.50	0.00	0	0	0								2.50
6	StSqB		1.50	-0.05	-1	0	0								1.45
7	2Lo		1.70	-0.17	-1	-1	-1								1.53
8	CSSp2		2.30	0.08	1	1	-1								2.38
			<b>14.30</b>												<b>13.28</b>
<b>Program Components</b>				<b>Factor</b>											
Composition				1.67	3.00	3.75	3.25								3.33
Presentation				1.67	3.25	3.25	2.75								3.08
Skating Skills				1.67	3.50	3.50	3.00								3.33
<b>Judges Total Program Component Score (factored)</b>													<b>16.26</b>		
<b>Deductions:</b>													<b>0.00</b>		

Rank	Name	Nation	Starting Number	Total Segment Score	Total Element Score	Total Program Component Score (factored)						Total Deductions			
20	Mia Nataly LINT	EST	20	29.06	13.86	16.70						-1.50			
#	Executed Elements	Info	Base Value	GOE	J1	J2	J3	J4	J5	J6	J7	J8	J9	Ref.	Scores of Panel
1	2A<	F	2.64	-1.32	-5	-5	-5								1.32
2	2A<<	F	1.10	-0.55	-5	-5	-5								0.55
3	StSq2		2.60	0.35	2	1	1								2.95
4	2S		1.30	-0.17	-2	-1	-1								1.13
5	2F+2Lo		3.50	-0.66	-3	-4	-4								2.84
6	CCoSp2		2.50	-0.08	0	0	-1								2.42
7	2Lzq	F	2.10	-1.05	-5	-5	-5								1.05
8	LSp1		1.50	0.10	0	1	1								1.60
			<b>17.24</b>												<b>13.86</b>
<b>Program Components</b>				<b>Factor</b>											
Composition				1.67	3.25	3.50	3.50								3.42
Presentation				1.67	3.00	3.25	3.00								3.08
Skating Skills				1.67	3.25	3.50	3.75								3.50
<b>Judges Total Program Component Score (factored)</b>													<b>16.70</b>		
<b>Deductions:</b>				Falls	-1.50 (3)									<b>-1.50</b>	





Interclub Figure Skating Competition  
**Tallinn Trophy 2023**



Tallinn / EST

November 24 - 26, 2023

**JUDGES DETAILS PER SKATER**


**BASIC NOVICE 2012-2014 GIRLS FREE SKATING**

Rank	Name	Nation	Starting Number	Total Segment Score	Total Element Score	Total Program Component Score (factored)						Total Deductions			
21	Alisa SLJUSAREVA	EST	1	26.52	10.87	16.15						-0.50			
#	Executed Elements	Info	Base Value	GOE	J1	J2	J3	J4	J5	J6	J7	J8	J9	Ref.	Scores of Panel
1	2A<<	<<	1.10	-0.44	-4	-4	-4								0.66
2	2Lz!<<	<<	0.60	-0.28	-4	-5	-5								0.32
3	2F<+SEQ+1A*	F	1.44	-0.72	-5	-5	-5								0.72
4	2S+1Lo		1.80	-0.30	-2	-2	-3								1.50
5	CCoSp2		2.50	0.00	0	0	0								2.50
6	2Fq	q	1.80	-0.30	-1	-2	-2								1.50
7	StSqB		1.50	-0.05	-1	0	0								1.45
8	CCSp2		2.30	-0.08	0	0	-1								2.22
			<b>13.04</b>												<b>10.87</b>
<b>Program Components</b>				<b>Factor</b>											
Composition				1.67	3.50	3.25	3.00							3.25	
Presentation				1.67	3.25	3.25	2.50							3.00	
Skating Skills				1.67	3.50	3.50	3.25							3.42	
<b>Judges Total Program Component Score (factored)</b>														<b>16.15</b>	
<b>Deductions:</b>		Falls	-0.50 (1)												<b>-0.50</b>

Rank	Name	Nation	Starting Number	Total Segment Score	Total Element Score	Total Program Component Score (factored)						Total Deductions			
22	Margarita FENKO	EST	10	26.40	13.68	14.22						-1.50			
#	Executed Elements	Info	Base Value	GOE	J1	J2	J3	J4	J5	J6	J7	J8	J9	Ref.	Scores of Panel
1	2Lo+2T		3.00	-0.11	0	0	-2								2.89
2	2Lo	F	1.70	-0.85	-5	-5	-5								0.85
3	CCoSp2		2.50	-0.25	-1	0	-2								2.25
4	2Lz!q	F	2.10	-1.05	-5	-5	-5								1.05
5	CSSp2		2.30	0.31	2	1	1								2.61
6	StSqB		1.50	-0.05	-1	0	0								1.45
7	2F<+1A+SEQ	<	2.54	-0.48	-3	-4	-3								2.06
8	2S<	F	1.04	-0.52	-5	-5	-5								0.52
			<b>16.68</b>												<b>13.68</b>
<b>Program Components</b>				<b>Factor</b>											
Composition				1.67	3.25	3.00	2.50							2.92	
Presentation				1.67	3.00	2.75	2.25							2.67	
Skating Skills				1.67	3.25	3.00	2.50							2.92	
<b>Judges Total Program Component Score (factored)</b>														<b>14.22</b>	
<b>Deductions:</b>		Falls	-1.50 (3)												<b>-1.50</b>







Interclub Figure Skating Competition  
**Tallinn Trophy 2023**



Tallinn / EST

November 24 - 26, 2023

**JUDGES DETAILS PER SKATER**

**BASIC NOVICE 2012-2014 GIRLS FREE SKATING**

Rank	Name	Nation	Starting Number	Total Segment Score	Total Element Score	Total Program Component Score (factored)						Total Deductions			
23	Olivia BAN	EST	13	23.49	9.10	14.89						-0.50			
#	Executed Elements	Info	Base Value	GOE	J1	J2	J3	J4	J5	J6	J7	J8	J9	Ref.	Scores of Panel
1	2Fq	q	1.80	-0.60	-3	-3	-4								1.20
2	2Lz		2.10	0.07	0	1	0								2.17
3	FCSp1		1.90	-0.44	-2	-2	-3								1.46
4	1A		1.10	0.07	0	1	1								1.17
5	2Lz<	<	1.68	-0.78	-4	-5	-5								0.90
6	CoSp	F	0.00	0.00	-	-	-								0.00
7	StSqB		1.50	-0.30	-2	-2	-2								1.20
8	2Sq	q	1.30	-0.30	-2	-3	-2								1.00
			<b>11.38</b>												<b>9.10</b>
Program Components				Factor											
Composition				1.67	3.25	3.25	2.50								3.00
Presentation				1.67	3.00	3.25	2.00								2.75
Skating Skills				1.67	3.50	3.50	2.50								3.17
<b>Judges Total Program Component Score (factored)</b>													<b>14.89</b>		
<b>Deductions:</b>		Falls	-0.50 (1)											<b>-0.50</b>	

Legend:							
#	Sequence number	GOE	Grade of Execution	Jx	Judges (x=1-9)	Ref.	Referee
*	Invalid element	<	Under-rotated jump	<<	Downgraded jump	!	Not clear edge
F	Fall	q	Jump landed on the quarter				

printed: 25.11.2023 19:36

Page 9 / 9

Partners

