


Interclub Figure Skating Competition
Tallinn Trophy 2023



Tallinn / EST

November 24 - 26, 2023


JUDGES DETAILS PER SKATER
CHICKS A 2015 GIRLS FREE SKATING

Rank	Name	Nation	Starting Number	Total Segment Score	Total Element Score	Total Program Component Score (factored)						Total Deductions			
1	Dominica JÖGISTE	EST	7	33.26	17.27	16.99						-1.00			
#	Executed Elements	Info	Base Value	GOE	J1	J2	J3	J4	J5	J6	J7	J8	J9	Ref.	Scores of Panel
1	1A+2Lo<	F	2.46	-0.68	-5	-5	-5								1.78
2	2Lz+1A+SEQ		3.20	0.07	1	0	0								3.27
3	2Lz		2.10	0.00	0	0	0								2.10
4	CSSp2		2.30	0.23	2	2	-1								2.53
5	ChSq1		3.00	0.33	1	1	0								3.33
6	2S	x	1.30	0.04	1	0	0								1.34
7	CCoSp2		2.50	0.42	2	2	1								2.92
			16.86												17.27
Program Components			Factor												
Composition			1.67	2.75	4.00	3.00							3.25		
Presentation			1.67	2.75	4.25	3.50							3.50		
Skating Skills			1.67	3.00	4.25	3.00							3.42		
Judges Total Program Component Score (factored)									16.99						
Deductions:			Falls -1.00 (2)						-1.00						


Rank	Name	Nation	Starting Number	Total Segment Score	Total Element Score	Total Program Component Score (factored)						Total Deductions			
2	Nora LAANEP	EST	12	31.74	15.46	16.28						0.00			
#	Executed Elements	Info	Base Value	GOE	J1	J2	J3	J4	J5	J6	J7	J8	J9	Ref.	Scores of Panel
1	2Sq+2T	q	2.60	-0.26	-2	-2	-2								2.34
2	1A+1A+SEQ		2.20	0.00	0	0	0								2.20
3	2S		1.30	0.04	1	0	0								1.34
4	CCoSp2		2.50	0.42	2	2	1								2.92
5	2T	x	1.30	0.00	0	0	0								1.30
6	ChSq1		3.00	0.33	1	1	0								3.33
7	CSSp1		1.90	0.13	2	0	0								2.03
			14.80												15.46
Program Components			Factor												
Composition			1.67	3.00	3.75	3.00							3.25		
Presentation			1.67	2.75	3.75	3.00							3.17		
Skating Skills			1.67	3.00	4.00	3.00							3.33		
Judges Total Program Component Score (factored)									16.28						
Deductions:									0.00						

Rank	Name	Nation	Starting Number	Total Segment Score	Total Element Score	Total Program Component Score (factored)						Total Deductions			
3	Mila DANILOVA	EST	10	31.66	15.80	15.86						0.00			
#	Executed Elements	Info	Base Value	GOE	J1	J2	J3	J4	J5	J6	J7	J8	J9	Ref.	Scores of Panel
1	2Fq	q	1.80	-0.42	-3	-2	-2								1.38
2	2S+1A+SEQ		2.40	0.04	1	0	0								2.44
3	1A+2Loq	q	2.80	-0.34	-2	-2	-2								2.46
4	CSSp2		2.30	0.08	1	1	-1								2.38
5	2F	x	1.80	-0.24	-2	-1	-1								1.56
6	CCoSp2		2.50	0.25	1	1	1								2.75
7	ChSq1		3.00	-0.17	0	-1	0								2.83
			16.60												15.80
Program Components			Factor												
Composition			1.67	2.50	3.75	3.25							3.17		
Presentation			1.67	2.50	3.75	3.50							3.25		
Skating Skills			1.67	2.50	3.75	3.00							3.08		
Judges Total Program Component Score (factored)									15.86						
Deductions:									0.00						





Interclub Figure Skating Competition
Tallinn Trophy 2023



Tallinn / EST

November 24 - 26, 2023


JUDGES DETAILS PER SKATER
CHICKS A 2015 GIRLS FREE SKATING

Rank	Name	Nation	Starting Number	Total Segment Score	Total Element Score	Total Program Component Score (factored)						Total Deductions			
4	Milana MOISSEJEVA	EST	11	30.60	14.19	16.41						0.00			
#	Executed Elements	Info	Base Value	GOE	J1	J2	J3	J4	J5	J6	J7	J8	J9	Ref.	Scores of Panel
1	2F<	<	1.44	-0.43	-3	-2	-4								1.01
2	1A+2T<<	<<	1.50	-0.55	-5	-5	-5								0.95
3	CSSp2		2.30	0.23	1	1	1								2.53
4	2S+1A+SEQ		2.40	x 0.04	1	0	0								2.44
5	CCoSp2		2.50	0.25	1	1	1								2.75
6	ChSq1		3.00	0.17	1	0	0								3.17
7	2S		1.30	x 0.04	1	0	0								1.34
			14.44												14.19
Program Components			Factor												
Composition			1.67	2.75	3.75	3.00							3.17		
Presentation			1.67	3.00	3.75	3.25							3.33		
Skating Skills			1.67	2.75	3.75	3.50							3.33		
Judges Total Program Component Score (factored)									16.41						
Deductions:												0.00			


Rank	Name	Nation	Starting Number	Total Segment Score	Total Element Score	Total Program Component Score (factored)						Total Deductions			
5	Angelina SHUVALOVA	EST	3	30.13	15.18	15.45						-0.50			
#	Executed Elements	Info	Base Value	GOE	J1	J2	J3	J4	J5	J6	J7	J8	J9	Ref.	Scores of Panel
1	2T+2T		2.60	0.04	0	1	0								2.64
2	FCSSp2		2.30	-0.15	-1	0	-1								2.15
3	2Lz	F	2.10	-1.05	-5	-5	-5								1.05
4	CCoSp2		2.50	-0.17	0	-1	-1								2.33
5	ChSq1		3.00	0.50	1	1	1								3.50
6	1A+1A+SEQ		2.20	x 0.11	1	1	1								2.31
7	2Fq	q	1.80	x -0.60	-4	-3	-3								1.20
			16.50												15.18
Program Components			Factor												
Composition			1.67	2.75	3.75	3.00							3.17		
Presentation			1.67	2.75	3.75	3.25							3.25		
Skating Skills			1.67	2.25	3.50	2.75							2.83		
Judges Total Program Component Score (factored)									15.45						
Deductions: Falls												-0.50 (1)			

Rank	Name	Nation	Starting Number	Total Segment Score	Total Element Score	Total Program Component Score (factored)						Total Deductions			
6	Mikaela MALYSHEVA	EST	4	29.30	13.88	16.42						-1.00			
#	Executed Elements	Info	Base Value	GOE	J1	J2	J3	J4	J5	J6	J7	J8	J9	Ref.	Scores of Panel
1	1A+1Lo		1.60	0.04	0	1	0								1.64
2	2S	F	1.30	-0.65	-5	-5	-5								0.65
3	CCoSp2		2.50	0.25	1	1	1								2.75
4	1A+1Lo		1.60	x 0.00	0	0	0								1.60
5	ChSq1		3.00	0.50	2	1	0								3.50
6	2S		1.30	x -0.09	-1	0	-1								1.21
7	CSSp2		2.30	0.23	2	1	0								2.53
			13.60												13.88
Program Components			Factor												
Composition			1.67	2.75	4.00	3.00							3.25		
Presentation			1.67	2.75	4.25	3.50							3.50		
Skating Skills			1.67	2.50	4.00	2.75							3.08		
Judges Total Program Component Score (factored)									16.42						
Deductions: Falls												-1.00 (2)			





Interclub Figure Skating Competition
Tallinn Trophy 2023



Tallinn / EST

November 24 - 26, 2023


JUDGES DETAILS PER SKATER
CHICKS A 2015 GIRLS FREE SKATING

Rank	Name	Nation	Starting Number	Total Segment Score	Total Element Score	Total Program Component Score (factored)						Total Deductions			
7	Olivia SILINSKI	EST	1	29.05	13.33	15.72						0.00			
#	Executed Elements	Info	Base Value	GOE	J1	J2	J3	J4	J5	J6	J7	J8	J9	Ref.	Scores of Panel
1	2S		1.30	-0.13	-1	-1	-1								1.17
2	1A+1Lo		1.60	0.00	0	0	0								1.60
3	CSSp1		1.90	0.06	0	1	0								1.96
4	ChSq1		3.00	0.33	1	0	1								3.33
5	2S		1.30	x -0.13	-1	-1	-1								1.17
6	1A+1Lo		1.60	x 0.00	0	0	0								1.60
7	CCoSp2		2.50	0.00	0	1	-1								2.50
			13.20												13.33
Program Components			Factor												
Composition			1.67	2.75	4.00	2.75							3.17		
Presentation			1.67	2.50	3.75	3.25							3.17		
Skating Skills			1.67	2.50	3.75	3.00							3.08		
Judges Total Program Component Score (factored)									15.72						
Deductions:												0.00			


Rank	Name	Nation	Starting Number	Total Segment Score	Total Element Score	Total Program Component Score (factored)						Total Deductions			
8	Sonja MÄEKALA	EST	14	28.95	14.46	14.49						0.00			
#	Executed Elements	Info	Base Value	GOE	J1	J2	J3	J4	J5	J6	J7	J8	J9	Ref.	Scores of Panel
1	1A+2Lo<	<	2.46	-0.27	-2	-2	-2								2.19
2	2Lz<	<	1.68	-0.45	-3	-3	-2								1.23
3	ChSq1		3.00	0.17	1	0	0								3.17
4	2F<	<	1.44	x -0.29	-2	-2	-2								1.15
5	2F<+1A+SEQ	<	2.54	x -0.29	-2	-2	-2								2.25
6	CSSp2		2.30	0.00	0	1	-1								2.30
7	CCoSp2		2.50	-0.33	-1	-1	-2								2.17
			15.92												14.46
Program Components			Factor												
Composition			1.67	2.50	3.50	2.50							2.83		
Presentation			1.67	2.50	3.50	2.75							2.92		
Skating Skills			1.67	2.25	3.75	2.75							2.92		
Judges Total Program Component Score (factored)									14.49						
Deductions:												0.00			

Rank	Name	Nation	Starting Number	Total Segment Score	Total Element Score	Total Program Component Score (factored)						Total Deductions			
9	Helena SIPPO	EST	13	27.66	12.91	14.75						0.00			
#	Executed Elements	Info	Base Value	GOE	J1	J2	J3	J4	J5	J6	J7	J8	J9	Ref.	Scores of Panel
1	2S		1.30	0.04	1	0	0								1.34
2	1Lz+1Lo		1.10	0.00	0	0	0								1.10
3	1A+1A+SEQ		2.20	0.00	0	0	0								2.20
4	CCoSp2		2.50	-0.08	-1	-1	1								2.42
5	ChSq1		3.00	0.00	0	0	0								3.00
6	2S		1.30	x 0.00	0	0	0								1.30
7	SSp2		1.60	-0.05	0	0	-1								1.55
			13.00												12.91
Program Components			Factor												
Composition			1.67	2.50	3.50	2.75							2.92		
Presentation			1.67	2.75	3.50	3.00							3.08		
Skating Skills			1.67	2.50	3.25	2.75							2.83		
Judges Total Program Component Score (factored)									14.75						
Deductions:												0.00			





Interclub Figure Skating Competition
Tallinn Trophy 2023



Tallinn / EST

November 24 - 26, 2023


JUDGES DETAILS PER SKATER
CHICKS A 2015 GIRLS FREE SKATING

Rank	Name	Nation	Starting Number	Total Segment Score	Total Element Score	Total Program Component Score (factored)						Total Deductions			
10	Sendija MAHERE	LAT	5	24.06	9.24	15.32						-0.50			
#	Executed Elements	Info	Base Value	GOE	J1	J2	J3	J4	J5	J6	J7	J8	J9	Ref.	Scores of Panel
1	CCoSp2		2.50	0.00	0	1	-1								2.50
2	2S<<+1A+SEQ	<<	1.50	-0.33	-3	-3	-3								1.17
3	2Lo<+1Lo	<	1.86	-0.27	-2	-2	-2								1.59
4	CSSp2		2.30	0.23	1	1	1								2.53
5	2S<<	<<	0.40	x -0.12	-3	-3	-3								0.28
6	ChSq		0.00	0.00	-	-	-								0.00
7	1A		1.10	0.07	1	1	0								1.17
			9.66												9.24
Program Components				Factor											
Composition				1.67	2.25	3.75	2.75					2.92			
Presentation				1.67	2.25	4.25	3.25					3.25			
Skating Skills				1.67	2.25	4.00	2.75					3.00			
Judges Total Program Component Score (factored)												15.32			
Deductions:			Falls	-0.50	(1)							-0.50			

Rank	Name	Nation	Starting Number	Total Segment Score	Total Element Score	Total Program Component Score (factored)						Total Deductions			
11	Darta ZARINA	LAT	6	23.69	10.36	14.33						-1.00			
#	Executed Elements	Info	Base Value	GOE	J1	J2	J3	J4	J5	J6	J7	J8	J9	Ref.	Scores of Panel
1	1A+1A+SEQ		2.20	0.07	1	1	0								2.27
2	2S		1.30	0.00	0	0	0								1.30
3	CSSp1V	F	1.43	-0.72	-5	-5	-5								0.71
4	2Sq	q	1.30	-0.30	-2	-3	-2								1.00
5	ChSq1		3.00	-0.17	0	-1	0								2.83
6	1Lz+1Lo	x	1.10	0.00	0	0	0								1.10
7	CoSp2V		1.50	-0.35	-3	-2	-2								1.15
			11.83												10.36
Program Components				Factor											
Composition				1.67	2.25	3.25	3.00					2.83			
Presentation				1.67	2.50	3.25	3.25					3.00			
Skating Skills				1.67	2.00	3.25	3.00					2.75			
Judges Total Program Component Score (factored)												14.33			
Deductions:			Time violation	-0.50	Falls	-0.50	(1)							-1.00	

Rank	Name	Nation	Starting Number	Total Segment Score	Total Element Score	Total Program Component Score (factored)						Total Deductions			
12	Milana AAN	EST	2	23.67	10.89	13.78						-1.00			
#	Executed Elements	Info	Base Value	GOE	J1	J2	J3	J4	J5	J6	J7	J8	J9	Ref.	Scores of Panel
1	2S	F	1.30	-0.65	-5	-5	-5								0.65
2	2S	F	1.30	-0.65	-5	-5	-5								0.65
3	ChSq1		3.00	0.00	0	0	0								3.00
4	CCoSp2		2.50	0.25	1	1	1								2.75
5	1A	x	1.10	-0.33	-2	-3	-4								0.77
6	1A	x	1.10	-0.33	-2	-3	-4								0.77
7	CSSp2		2.30	0.00	0	0	0								2.30
			12.60												10.89
Program Components				Factor											
Composition				1.67	2.25	3.75	2.25					2.75			
Presentation				1.67	2.25	3.75	2.50					2.83			
Skating Skills				1.67	2.00	3.50	2.50					2.67			
Judges Total Program Component Score (factored)												13.78			
Deductions:			Falls	-1.00	(2)							-1.00			





JUDGES DETAILS PER SKATER
CHICKS A 2015 GIRLS FREE SKATING

Rank	Name	Nation	Starting Number	Total Segment Score	Total Element Score	Total Program Component Score (factored)						Total Deductions					
13	Amelija ALEKSEJEVA	EST	8	23.46	10.65	12.81						0.00					
#	Executed Elements	Info	Base Value	GOE	J1	J2	J3	J4	J5	J6	J7	J8	J9	Ref.	Scores of Panel		
1	1F+1A+SEQ		1.60	-0.07	-1	-1	0								1.53		
2	1A		1.10	-0.29	-2	-2	-4								0.81		
3	ChSq1		3.00	0.00	0	0	0								3.00		
4	1Lz+1Lo		1.10	x 0.00	0	0	0								1.10		
5	CSSp2V		1.73	-0.17	-1	-1	-1								1.56		
6	1Lz!	!	0.60	x -0.12	-2	-3	-1								0.48		
7	CCoSp2		2.50	-0.33	-2	-2	0								2.17		
			11.63												10.65		
Program Components				Factor													
Composition				1.67	2.00	3.25	2.50										
Presentation				1.67	2.00	3.25	2.75										
Skating Skills				1.67	1.75	3.00	2.50										
Judges Total Program Component Score (factored)													12.81				
Deductions:													0.00				

Legend:						
#	Sequence number	GOE	Grade of Execution	Jx	Judges (x=1-9)	Ref. Referee
<	Under-rotated jump	<<	Downgraded jump	x	Credit for highlight distribution, base value multiplied by 1.1	
!	Not clear edge	F	Fall	q	Jump landed on the quarter	

