


Interclub Figure Skating Competition  
**Tallinn Trophy 2023**



Tallinn / EST

November 24 - 26, 2023

**JUDGES DETAILS PER SKATER**  
**CHICKS A 2016 GIRLS FREE SKATING**

Rank	Name	Nation	Starting Number	Total Segment Score	Total Element Score	Total Program Component Score (factored)	Total Deductions
1	Veronika KRILOVA	LAT	2	27.42	13.23	14.19	0.00

#	Executed Elements	Info	Base Value	GOE	J1	J2	J3	J4	J5	J6	J7	J8	J9	Ref.	Scores of Panel	
1	1A+1Lo		1.60	0.04	1	0	0								1.64	
2	2S		1.30	0.00	0	0	0								1.30	
3	CUSp1		1.70	0.06	0	0	1								1.76	
4	2T+1A+SEQ		2.40	x -0.04	-1	0	0								2.36	
5	ChSq1		3.00	0.00	1	-1	0								3.00	
6	2T		1.30	x -0.09	-1	-1	0								1.21	
7	CSSp1		1.90	0.06	0	0	1								1.96	
			<b>13.20</b>												<b>13.23</b>	
<b>Program Components</b>			<b>Factor</b>													
Composition			1.67	2.50	2.75	2.75										2.67
Presentation			1.67	2.75	3.25	3.25										3.08
Skating Skills			1.67	2.50	2.75	3.00										2.75
<b>Judges Total Program Component Score (factored)</b>													<b>14.19</b>			

**Deductions:** 0.00

Rank	Name	Nation	Starting Number	Total Segment Score	Total Element Score	Total Program Component Score (factored)	Total Deductions
2	Helena EENLO	EST	5	23.07	10.81	12.26	0.00

#	Executed Elements	Info	Base Value	GOE	J1	J2	J3	J4	J5	J6	J7	J8	J9	Ref.	Scores of Panel	
1	1A<+1Lo	<	1.38	-0.18	-2	-2	-2								1.20	
2	2S<	<	1.04	-0.24	-2	-3	-2								0.80	
3	2T<	<	1.04	-0.24	-2	-3	-2								0.80	
4	CCoSp2		2.50	0.08	0	0	1								2.58	
5	ChSq1		3.00	0.00	0	0	0								3.00	
6	1A<+1Lo	<	1.38	x -0.21	-2	-3	-2								1.17	
7	SSp1		1.30	-0.04	0	-1	0								1.26	
			<b>11.64</b>												<b>10.81</b>	
<b>Program Components</b>			<b>Factor</b>													
Composition			1.67	2.25	2.75	2.50										2.50
Presentation			1.67	2.00	2.75	2.50										2.42
Skating Skills			1.67	2.00	2.75	2.50										2.42
<b>Judges Total Program Component Score (factored)</b>													<b>12.26</b>			

**Deductions:** 0.00

Rank	Name	Nation	Starting Number	Total Segment Score	Total Element Score	Total Program Component Score (factored)	Total Deductions
3	Vira LIASKINA	EST	1	22.52	9.94	13.08	-0.50


#	Executed Elements	Info	Base Value	GOE	J1	J2	J3	J4	J5	J6	J7	J8	J9	Ref.	Scores of Panel	
1	2S<	<	1.04	-0.35	-3	-4	-3								0.69	
2	1Lz+1Lo		1.10	0.00	0	0	0								1.10	
3	CCoSp1V		1.50	-0.30	-3	-2	-1								1.20	
4	ChSq1		3.00	0.00	0	0	0								3.00	
5	1A+1Lo		1.60	x 0.00	0	0	0								1.60	
6	1A		1.10	x 0.04	0	1	0								1.14	
7	SSp1		1.30	-0.09	-1	-1	0								1.21	
			<b>10.64</b>												<b>9.94</b>	
<b>Program Components</b>			<b>Factor</b>													
Composition			1.67	2.50	2.75	2.50										2.58
Presentation			1.67	2.50	3.00	2.75										2.75
Skating Skills			1.67	2.25	2.75	2.50										2.50
<b>Judges Total Program Component Score (factored)</b>													<b>13.08</b>			

**Deductions:** Falls -0.50 (1) -0.50





Interclub Figure Skating Competition  
**Tallinn Trophy 2023**



Tallinn / EST

November 24 - 26, 2023



**JUDGES DETAILS PER SKATER**  
**CHICKS A 2016 GIRLS FREE SKATING**

Rank	Name	Nation	Starting Number	Total Segment Score	Total Element Score	Total Program Component Score (factored)						Total Deductions			
4	Jekaterina DÖRLOVA	EST	6	21.76	10.40	13.36						-2.00			
#	Executed Elements	Info	Base Value	GOE	J1	J2	J3	J4	J5	J6	J7	J8	J9	Ref.	Scores of Panel
1	2T<<	F	0.40	-0.20	-5	-5	-5								0.20
2	1A	F	1.10	-0.55	-5	-5	-5								0.55
3	2Sq	F	1.30	-0.65	-5	-5	-5								0.65
4	CCoSp2		2.50	0.42	2	1	2								2.92
5	ChSq1		3.00	0.33	1	1	0								3.33
6	2S	F	1.30	-0.65	-5	-5	-5								0.65
7	CSp2		1.80	0.30	2	1	2								2.10
			<b>11.40</b>												<b>10.40</b>
Program Components				Factor											
Composition				1.67	2.50	2.75	2.50					2.58			
Presentation				1.67	2.25	3.00	3.00					2.75			
Skating Skills				1.67	2.25	2.75	3.00					2.67			
<b>Judges Total Program Component Score (factored)</b>												<b>13.36</b>			
<b>Deductions:</b>			Falls	-2.00 (4)								<b>-2.00</b>			

Rank	Name	Nation	Starting Number	Total Segment Score	Total Element Score	Total Program Component Score (factored)						Total Deductions			
5	Lia LINT	EST	4	21.04	9.93	12.11						-1.00			
#	Executed Elements	Info	Base Value	GOE	J1	J2	J3	J4	J5	J6	J7	J8	J9	Ref.	Scores of Panel
1	SSp2		1.60	0.11	1	0	1								1.71
2	1A	F	1.10	-0.55	-5	-5	-5								0.55
3	ChSq1		3.00	-0.50	-2	-1	0								2.50
4	1A	x	1.10	-0.04	-1	0	0								1.06
5	CCoSp1		2.00	-0.07	-1	0	0								1.93
6	1Lz+1Lo	x	1.10	0.00	0	0	0								1.10
7	1Lz+1Lo	x	1.10	-0.02	-1	0	0								1.08
			<b>11.00</b>												<b>9.93</b>
Program Components				Factor											
Composition				1.67	2.25	2.75	2.50					2.50			
Presentation				1.67	2.00	2.75	2.50					2.42			
Skating Skills				1.67	2.25	2.50	2.25					2.33			
<b>Judges Total Program Component Score (factored)</b>												<b>12.11</b>			
<b>Deductions:</b>			Falls	-1.00 (2)								<b>-1.00</b>			

Rank	Name	Nation	Starting Number	Total Segment Score	Total Element Score	Total Program Component Score (factored)						Total Deductions			
6	Victoria MUHHINA	EST	3	19.18	7.00	12.68						-0.50			
#	Executed Elements	Info	Base Value	GOE	J1	J2	J3	J4	J5	J6	J7	J8	J9	Ref.	Scores of Panel
1	1F		0.50	0.02	1	0	0								0.52
2	1Lz+1Lo		1.10	-0.04	-1	-1	0								1.06
3	CCoSp		0.00	0.00	-	-	-								0.00
4	1F+1A<<+SEQ	<<	0.50	-0.25	-5	-5	-5								0.25
5	1Lz	x	0.60	0.00	0	0	0								0.60
6	ChSq1		3.00	0.17	1	0	0								3.17
7	CUSpB		1.50	-0.10	0	-2	0								1.40
			<b>7.20</b>												<b>7.00</b>
Program Components				Factor											
Composition				1.67	2.25	2.75	2.50					2.50			
Presentation				1.67	2.50	2.75	2.75					2.67			
Skating Skills				1.67	2.25	2.50	2.50					2.42			
<b>Judges Total Program Component Score (factored)</b>												<b>12.68</b>			
<b>Deductions:</b>			Falls	-0.50 (1)								<b>-0.50</b>			





**JUDGES DETAILS PER SKATER**  
**CHICKS A 2016 GIRLS FREE SKATING**

<b>Legend:</b>							
<b>#</b>	Sequence number	<b>GOE</b>	Grade of Execution	<b>Jx</b>	Judges (x=1-9)	<b>Ref.</b>	Referee
<b>&lt;</b>	Under-rotated jump	<b>&lt;&lt;</b>	Downgraded jump	<b>x</b>	Credit for highlight distribution, base value multiplied by 1.1		
<b>F</b>	Fall	<b>q</b>	Jump landed on the quarter				

