



JUDGES DETAILS PER SKATER
CHICKS B 2015 GIRLS FREE SKATING

Rank	Name	Nation	Starting Number	Total Segment Score	Total Element Score	Total Program Component Score (factored)						Total Deductions			
1	Viktoria KUZMINA	EST	5	25.24	11.46	13.78						0.00			
#	Executed Elements	Info	Base Value	GOE	J1	J2	J3	J4	J5	J6	J7	J8	J9	Ref.	Scores of Panel
1	SSp2		1.60	0.21	2	1	1								1.81
2	1F+1Lo		1.00	0.00	0	0	0								1.00
3	1Lz		0.60	0.06	1	1	1								0.66
4	ChSq1		3.00	0.50	1	1	1								3.50
5	1F+1Lo		1.00	x 0.02	1	0	0								1.02
6	1Lz		0.60	x 0.04	1	0	1								0.64
7	CCoSp2		2.50	0.33	2	1	1								2.83
			10.30											11.46	
Program Components			Factor												
Composition			1.67	3.00	2.50	2.75							2.75		
Presentation			1.67	3.00	2.50	3.00							2.83		
Skating Skills			1.67	2.75	2.50	2.75							2.67		
Judges Total Program Component Score (factored)												13.78			
Deductions:											0.00				


Rank	Name	Nation	Starting Number	Total Segment Score	Total Element Score	Total Program Component Score (factored)						Total Deductions			
2	Polina RJABOVA	EST	7	23.80	11.56	12.24						0.00			
#	Executed Elements	Info	Base Value	GOE	J1	J2	J3	J4	J5	J6	J7	J8	J9	Ref.	Scores of Panel
1	1Lz+1Lo		1.10	0.02	1	0	0								1.12
2	1F+1Lo		1.00	0.02	1	0	0								1.02
3	ChSq1		3.00	0.17	1	0	0								3.17
4	CCoSp2		2.50	0.08	1	-1	1								2.58
5	1Lz		0.60	x 0.02	1	0	0								0.62
6	1F		0.50	x 0.02	1	0	0								0.52
7	CSSp2		2.30	0.23	1	1	1								2.53
			11.00											11.56	
Program Components			Factor												
Composition			1.67	2.75	2.00	2.50							2.42		
Presentation			1.67	2.75	2.25	2.75							2.58		
Skating Skills			1.67	2.50	2.00	2.50							2.33		
Judges Total Program Component Score (factored)												12.24			
Deductions:											0.00				

Rank	Name	Nation	Starting Number	Total Segment Score	Total Element Score	Total Program Component Score (factored)						Total Deductions			
3	Amelija ALEKSEJEVA	EST	8	22.00	9.62	12.38						0.00			
#	Executed Elements	Info	Base Value	GOE	J1	J2	J3	J4	J5	J6	J7	J8	J9	Ref.	Scores of Panel
1	1F		0.50	0.02	0	0	1								0.52
2	1F+1Lo		1.00	-0.05	-1	-1	-1								0.95
3	ChSq1		3.00	0.17	0	0	1								3.17
4	1Lz+1Lo		1.10	x -0.02	-1	0	0								1.08
5	CSSp2		2.30	0.00	-1	0	1								2.30
6	1Lz		0.60	x 0.02	0	0	1								0.62
7	CSp1		1.40	-0.42	-2	-4	-3								0.98
			9.90											9.62	
Program Components			Factor												
Composition			1.67	2.75	2.00	3.00							2.58		
Presentation			1.67	2.50	2.00	3.00							2.50		
Skating Skills			1.67	2.50	1.75	2.75							2.33		
Judges Total Program Component Score (factored)												12.38			
Deductions:											0.00				





Interclub Figure Skating Competition
Tallinn Trophy 2023



Tallinn / EST

November 24 - 26, 2023


JUDGES DETAILS PER SKATER
CHICKS B 2015 GIRLS FREE SKATING

Rank	Name	Nation	Starting Number	Total Segment Score	Total Element Score	Total Program Component Score (factored)						Total Deductions			
4	Arina RUDCHUK	EST	4	21.97	11.40	10.57						0.00			
#	Executed Elements	Info	Base Value	GOE	J1	J2	J3	J4	J5	J6	J7	J8	J9	Ref.	Scores of Panel
1	1F+1Lo		1.00	0.00	0	0	0								1.00
2	1Lz+1Lo		1.10	-0.02	-1	0	0								1.08
3	1F		0.50	0.02	0	0	1								0.52
4	CSSp2		2.30	0.23	1	1	1								2.53
5	1Lz	x	0.60	0.00	0	0	0								0.60
6	CCoSp2		2.50	0.17	1	0	1								2.67
7	ChSq1		3.00	0.00	0	0	0								3.00
			11.00												11.40
Program Components			Factor												
Composition			1.67	2.25	1.50	2.25							2.00		
Presentation			1.67	2.50	1.75	2.50							2.25		
Skating Skills			1.67	2.00	1.75	2.50							2.08		
Judges Total Program Component Score (factored)													10.57		
Deductions:												0.00			


Rank	Name	Nation	Starting Number	Total Segment Score	Total Element Score	Total Program Component Score (factored)						Total Deductions			
5	Nicole KNYAZEVA	EST	1	21.71	9.47	12.24						0.00			
#	Executed Elements	Info	Base Value	GOE	J1	J2	J3	J4	J5	J6	J7	J8	J9	Ref.	Scores of Panel
1	1Lz		0.60	0.02	1	0	0								0.62
2	1F+1Lo		1.00	0.02	0	1	0								1.02
3	CCoSp1V		1.50	0.00	1	-1	0								1.50
4	1Lz	x	0.60	0.02	1	0	0								0.62
5	1F+1Lo	x	1.00	-0.02	-1	0	0								0.98
6	ChSq1		3.00	0.17	1	0	0								3.17
7	CSSp2V		1.73	-0.17	-1	-2	0								1.56
			9.43												9.47
Program Components			Factor												
Composition			1.67	2.50	2.25	2.50							2.42		
Presentation			1.67	2.75	2.25	2.75							2.58		
Skating Skills			1.67	2.50	2.00	2.50							2.33		
Judges Total Program Component Score (factored)													12.24		
Deductions:												0.00			

Rank	Name	Nation	Starting Number	Total Segment Score	Total Element Score	Total Program Component Score (factored)						Total Deductions			
6	Kristina BUTORINA	EST	6	20.66	8.26	12.40						0.00			
#	Executed Elements	Info	Base Value	GOE	J1	J2	J3	J4	J5	J6	J7	J8	J9	Ref.	Scores of Panel
1	1Lz		0.60	0.04	0	1	1								0.64
2	1F+1Lo		1.00	0.03	1	0	1								1.03
3	ChSq1		3.00	0.17	0	0	1								3.17
4	SSp2		1.60	0.16	1	1	1								1.76
5	1Lz	x	0.60	0.06	1	1	1								0.66
6	1F+1Lo	x	1.00	0.00	0	0	0								1.00
7	CCoSp		0.00	0.00	-	-	-								0.00
			7.80												8.26
Program Components			Factor												
Composition			1.67	2.75	2.00	2.75							2.50		
Presentation			1.67	2.50	1.75	3.00							2.42		
Skating Skills			1.67	2.50	2.25	2.75							2.50		
Judges Total Program Component Score (factored)													12.40		
Deductions:												0.00			





Interclub Figure Skating Competition
Tallinn Trophy 2023



Tallinn / EST

November 24 - 26, 2023

JUDGES DETAILS PER SKATER
CHICKS B 2015 GIRLS FREE SKATING

Rank	Name	Nation	Starting Number	Total Segment Score	Total Element Score	Total Program Component Score (factored)						Total Deductions				
7	Lydia BITSEVINA	EST	2	16.69	7.04	10.15						-0.50				
#	Executed Elements	Info	Base Value	GOE	J1	J2	J3	J4	J5	J6	J7	J8	J9	Ref.	Scores of Panel	
1	1F+1Lo		1.00	0.00	0	0	0								1.00	
2	1Lz		0.60	0.02	0	0	1								0.62	
3			0.00	0.00	-	-	-								0.00	
4	1Lz		0.60	0.02	0	0	1								0.62	
5	1F+1Lo		1.00	x 0.00	0	0	0								1.00	
6	CSp		0.00	0.00	-	-	-								0.00	
7	ChSq1		3.00	0.00	1	0	-1								3.00	
8	SSp2	F	1.60	-0.80	-5	-5	-5								0.80	
			7.80													7.04
Program Components			Factor													
Composition			1.67	2.25	1.75	2.25							2.08			
Presentation			1.67	2.00	1.50	2.25							1.92			
Skating Skills			1.67	2.00	1.75	2.50							2.08			
Judges Total Program Component Score (factored)															10.15	
Deductions:			Falls	-0.50 (1)											-0.50	

Rank	Name	Nation	Starting Number	Total Segment Score	Total Element Score	Total Program Component Score (factored)						Total Deductions				
8	Anna GRETSI	EST	3	15.66	6.56	9.60						-0.50				
#	Executed Elements	Info	Base Value	GOE	J1	J2	J3	J4	J5	J6	J7	J8	J9	Ref.	Scores of Panel	
1	1F+1Lo	F	1.00	-0.25	-5	-5	-5								0.75	
2	1Lz		0.60	0.00	0	0	0								0.60	
3	1Lz+1T		1.00	0.00	0	0	0								1.00	
4	SSpB		1.10	-0.22	-1	-3	-2								0.88	
5	ChSq1		3.00	-0.17	0	0	-1								2.83	
6	1F		0.50	x 0.00	0	0	0								0.50	
7	CoSp		0.00	0.00	-	-	-								0.00	
			7.20													6.56
Program Components			Factor													
Composition			1.67	2.00	1.50	2.25							1.92			
Presentation			1.67	2.00	1.75	2.50							2.08			
Skating Skills			1.67	1.75	1.50	2.00							1.75			
Judges Total Program Component Score (factored)															9.60	
Deductions:			Falls	-0.50 (1)											-0.50	

Legend:							
#	Sequence number	GOE	Grade of Execution	Jx	Judges (x=1-9)	Ref.	Referee
x	Credit for highlight distribution, base value multiplied by 1.1			F	Fall		

