




Interclub Figure Skating Competition
Tallinn Trophy 2023



Tallinn / EST

November 24 - 26, 2023


JUDGES DETAILS PER SKATER
CUBS A GIRLS FREE SKATING

Rank	Name	Nation	Starting Number	Total Segment Score	Total Element Score	Total Program Component Score (factored)						Total Deductions			
1	Olivia BAZLOVA	CYP	7	45.05	21.93	23.12						0.00			
#	Executed Elements	Info	Base Value	GOE	J1	J2	J3	J4	J5	J6	J7	J8	J9	Ref.	Scores of Panel
1	3Lo<	<	3.92	-0.65	-1	-2	-2								3.27
2	2A+2T		4.60	-0.33	0	-2	-1								4.27
3	2A		3.30	0.00	0	0	0								3.30
4	FCSp2		2.30	0.23	1	2	0								2.53
5	StSq1		1.80	0.30	2	1	2								2.10
6	2Lz+2Loq	q	3.80	x -0.42	-2	-2	-2								3.38
7	CCoSp2		2.50	0.58	2	3	2								3.08
			22.22												21.93
Program Components			Factor												
Composition			1.67	5.00	4.25	4.25							4.50		
Presentation			1.67	5.25	4.50	4.25							4.67		
Skating Skills			1.67	5.25	4.25	4.50							4.67		
Judges Total Program Component Score (factored)													23.12		
Deductions:											0.00				


Rank	Name	Nation	Starting Number	Total Segment Score	Total Element Score	Total Program Component Score (factored)						Total Deductions			
2	Lilli Liisa SAKS	EST	13	42.53	22.30	20.73						-0.50			
#	Executed Elements	Info	Base Value	GOE	J1	J2	J3	J4	J5	J6	J7	J8	J9	Ref.	Scores of Panel
1	2A+2T		4.60	0.11	1	0	0								4.71
2	3Sq	F	4.30	-2.15	-5	-5	-5								2.15
3	CCoSp2		2.50	0.33	1	2	1								2.83
4	StSq2		2.60	0.26	0	2	1								2.86
5	2A		3.30	x 0.11	0	1	0								3.41
6	2Lz+2Lo		3.80	x -0.07	0	0	-1								3.73
7	CSSp2		2.30	0.31	1	2	1								2.61
			23.40												22.30
Program Components			Factor												
Composition			1.67	4.25	4.25	3.75							4.08		
Presentation			1.67	4.50	4.25	3.75							4.17		
Skating Skills			1.67	4.50	4.00	4.00							4.17		
Judges Total Program Component Score (factored)													20.73		
Deductions:											-0.50				
Falls											-0.50 (1)				

Rank	Name	Nation	Starting Number	Total Segment Score	Total Element Score	Total Program Component Score (factored)						Total Deductions			
3	Marta MULAREKA	LAT	16	40.24	19.74	21.00						-0.50			
#	Executed Elements	Info	Base Value	GOE	J1	J2	J3	J4	J5	J6	J7	J8	J9	Ref.	Scores of Panel
1	3Sq	F	4.30	-2.15	-5	-5	-5								2.15
2	2Lz+2Lo		3.80	0.14	0	1	1								3.94
3	2A		3.30	0.33	1	1	1								3.63
4	FSSp2		2.30	0.00	-1	1	0								2.30
5	StSq2		2.60	-0.52	-2	-2	-2								2.08
6	2F+2T		3.10	x 0.12	0	1	1								3.22
7	CCoSp2		2.50	-0.08	-1	0	0								2.42
			21.90												19.74
Program Components			Factor												
Composition			1.67	4.25	4.00	4.00							4.08		
Presentation			1.67	4.50	3.75	4.00							4.08		
Skating Skills			1.67	5.00	4.00	4.25							4.42		
Judges Total Program Component Score (factored)													21.00		
Deductions:											-0.50				
Falls											-0.50 (1)				





Interclub Figure Skating Competition
Tallinn Trophy 2023



Tallinn / EST

November 24 - 26, 2023


JUDGES DETAILS PER SKATER
CUBS A GIRLS FREE SKATING

Rank	Name	Nation	Starting Number	Total Segment Score	Total Element Score	Total Program Component Score (factored)						Total Deductions			
4	Eva SHARIGINA	LAT	5	38.91	18.19	20.72						0.00			
#	Executed Elements	Info	Base Value	GOE	J1	J2	J3	J4	J5	J6	J7	J8	J9	Ref.	Scores of Panel
1	2F+2T		3.10	0.00	0	0	0								3.10
2	2Lz+1A+SEQ		3.20	0.00	0	0	0								3.20
3	2A<<	<<	1.10	-0.33	-3	-3	-3								0.77
4	CSSp2		2.30	0.54	3	2	2								2.84
5	2Lz	x	2.10	0.07	0	1	0								2.17
6	CCoSp2		2.50	0.58	3	2	2								3.08
7	StSq2		2.60	0.43	2	2	1								3.03
			16.90												18.19
Program Components			Factor												
Composition			1.67	4.50	4.25	3.50							4.08		
Presentation			1.67	5.00	4.00	3.75							4.25		
Skating Skills			1.67	4.50	4.00	3.75							4.08		
Judges Total Program Component Score (factored)									20.72						
Deductions:											0.00				


Rank	Name	Nation	Starting Number	Total Segment Score	Total Element Score	Total Program Component Score (factored)						Total Deductions			
5	Kamilla ZAIKOVA	EST	15	37.36	15.65	21.71						0.00			
#	Executed Elements	Info	Base Value	GOE	J1	J2	J3	J4	J5	J6	J7	J8	J9	Ref.	Scores of Panel
1	2Lz		2.10	-0.56	-2	-3	-3								1.54
2	2A<<	<<	1.10	-0.55	-5	-5	-5								0.55
3	2F+2Lo<<	<<	2.30	-0.90	-5	-5	-5								1.40
4	CSSp2		2.30	0.38	1	2	2								2.68
5	2Lz+1A+SEQ	x	3.20	0.00	0	0	0								3.20
6	StSq2		2.60	0.43	1	2	2								3.03
7	CCoSp2		2.50	0.75	4	3	2								3.25
			16.10												15.65
Program Components			Factor												
Composition			1.67	4.50	4.25	3.75							4.17		
Presentation			1.67	4.75	4.00	4.00							4.25		
Skating Skills			1.67	5.00	4.50	4.25							4.58		
Judges Total Program Component Score (factored)									21.71						
Deductions:											0.00				

Rank	Name	Nation	Starting Number	Total Segment Score	Total Element Score	Total Program Component Score (factored)						Total Deductions			
6	Nicole GORNOV	EST	1	32.02	15.11	17.41						-0.50			
#	Executed Elements	Info	Base Value	GOE	J1	J2	J3	J4	J5	J6	J7	J8	J9	Ref.	Scores of Panel
1	1A+2T		2.40	0.09	1	0	1								2.49
2	2Lz	F	2.10	-1.05	-5	-5	-5								1.05
3	2Fq+1A+SEQ	q	2.90	-0.30	-2	-2	-1								2.60
4	CCoSp2		2.50	0.08	0	0	1								2.58
5	2F	x	1.80	0.00	0	0	0								1.80
6	CSSp2		2.30	0.31	1	2	1								2.61
7	StSq1		1.80	0.18	1	1	1								1.98
			15.80												15.11
Program Components			Factor												
Composition			1.67	3.50	3.75	3.25							3.50		
Presentation			1.67	3.25	3.50	3.50							3.42		
Skating Skills			1.67	3.50	3.50	3.50							3.50		
Judges Total Program Component Score (factored)									17.41						
Deductions:											Falls -0.50 (1)				
											-0.50				





Interclub Figure Skating Competition
Tallinn Trophy 2023



Tallinn / EST

November 24 - 26, 2023


JUDGES DETAILS PER SKATER
CUBS A GIRLS FREE SKATING

Rank	Name	Nation	Starting Number	Total Segment Score	Total Element Score	Total Program Component Score (factored)						Total Deductions			
7	Gloria BAN	EST	10	31.49	13.75	18.24						-0.50			
#	Executed Elements	Info	Base Value	GOE	J1	J2	J3	J4	J5	J6	J7	J8	J9	Ref.	Scores of Panel
1	2Lz<	<	1.68	-0.45	-2	-3	-3								1.23
2	2F+1A+SEQ		2.90	-0.06	0	-1	0								2.84
3	CSSp2		2.30	0.38	2	2	1								2.68
4	1A+2T<	<	2.14	-0.26	-2	-2	-3								1.88
5	2F	F	1.80	x -0.90	-5	-5	-5								0.90
6	CCoSp2		2.50	0.17	1	1	0								2.67
7	StSqB		1.50	0.05	-1	1	1								1.55
			14.82												13.75
Program Components				Factor											
Composition				1.67	3.75	3.50	3.50						3.58		
Presentation				1.67	4.00	3.50	3.50						3.67		
Skating Skills				1.67	3.75	3.50	3.75						3.67		
Judges Total Program Component Score (factored)												18.24			
Deductions:		Falls				-0.50	(1)						-0.50		


Rank	Name	Nation	Starting Number	Total Segment Score	Total Element Score	Total Program Component Score (factored)						Total Deductions			
8	Mia MATEIKO	LAT	2	31.39	14.07	17.82						-0.50			
#	Executed Elements	Info	Base Value	GOE	J1	J2	J3	J4	J5	J6	J7	J8	J9	Ref.	Scores of Panel
1	2Lz		2.10	0.07	0	0	1								2.17
2	2Lo+1A+SEQ		2.80	0.06	0	1	0								2.86
3	2Fq+2Tq	q	3.10	-0.66	-4	-3	-4								2.44
4	CCoSp1		2.00	-0.13	-2	0	0								1.87
5	2Fq	F	1.80	x -0.90	-5	-5	-5								0.90
6	StSqB		1.50	-0.05	0	0	-1								1.45
7	CSSp2		2.30	0.08	1	0	0								2.38
			15.60												14.07
Program Components				Factor											
Composition				1.67	3.50	3.50	3.75						3.58		
Presentation				1.67	3.75	3.50	3.75						3.67		
Skating Skills				1.67	3.50	3.25	3.50						3.42		
Judges Total Program Component Score (factored)												17.82			
Deductions:		Falls				-0.50	(1)						-0.50		

Rank	Name	Nation	Starting Number	Total Segment Score	Total Element Score	Total Program Component Score (factored)						Total Deductions			
9	Maia TISHTSHENKOVA	EST	3	30.75	13.49	17.26						0.00			
#	Executed Elements	Info	Base Value	GOE	J1	J2	J3	J4	J5	J6	J7	J8	J9	Ref.	Scores of Panel
1	2Fq+2Lo<	<	3.16	-0.72	-4	-4	-4								2.44
2	2Lz!<+1A+SEQ	<	2.78	-0.50	-3	-3	-3								2.28
3	2F<	<	1.44	-0.29	-2	-2	-2								1.15
4	CCoSp1		2.00	0.20	1	1	1								2.20
5	2Lz!<	<	1.68	x -0.50	-3	-3	-3								1.18
6	StSq1		1.80	0.06	0	0	1								1.86
7	CSSp2		2.30	0.08	1	0	0								2.38
			15.16												13.49
Program Components				Factor											
Composition				1.67	3.25	3.00	3.50						3.25		
Presentation				1.67	3.50	3.25	3.75						3.50		
Skating Skills				1.67	3.75	3.50	3.50						3.58		
Judges Total Program Component Score (factored)												17.26			
Deductions:													0.00		





Interclub Figure Skating Competition
Tallinn Trophy 2023



Tallinn / EST

November 24 - 26, 2023


JUDGES DETAILS PER SKATER
CUBS A GIRLS FREE SKATING

Rank	Name	Nation	Starting Number	Total Segment Score	Total Element Score	Total Program Component Score (factored)						Total Deductions			
10	Mariete Kiara JÖGI	EST	11	29.88	11.78	18.10						0.00			
#	Executed Elements	Info	Base Value	GOE	J1	J2	J3	J4	J5	J6	J7	J8	J9	Ref.	Scores of Panel
1	1A+1Lo		1.60	0.00	0	0	0								1.60
2	2S		1.30	0.00	0	0	0								1.30
3	CCoSp1		2.00	0.07	1	0	0								2.07
4	2S		1.30	-0.04	0	-1	0								1.26
5	1A+1Lo		1.60	x 0.00	0	0	0								1.60
6	CSSp2		2.30	0.15	1	1	0								2.45
7	StSqB		1.50	0.00	0	0	0								1.50
			11.60												11.78
Program Components			Factor												
Composition			1.67	3.75	3.50	3.25						3.50			
Presentation			1.67	4.25	3.75	3.50						3.83			
Skating Skills			1.67	4.00	3.25	3.25						3.50			
Judges Total Program Component Score (factored)												18.10			
Deductions:												0.00			


Rank	Name	Nation	Starting Number	Total Segment Score	Total Element Score	Total Program Component Score (factored)						Total Deductions			
11	Victoria BLEI	EST	9	29.12	11.53	18.09						-0.50			
#	Executed Elements	Info	Base Value	GOE	J1	J2	J3	J4	J5	J6	J7	J8	J9	Ref.	Scores of Panel
1	1A		1.10	-0.15	0	-2	-2								0.95
2	2S	F	1.30	-0.65	-5	-5	-5								0.65
3	CSSp2		2.30	0.23	1	1	1								2.53
4	2F<	<	1.44	x -0.38	-2	-3	-3								1.06
5	2Lo<+1A+SEQ	<	2.46	x -0.32	-2	-2	-3								2.14
6	StSqB		1.50	-0.05	0	0	-1								1.45
7	CCoSp2		2.50	0.25	1	1	1								2.75
			12.60												11.53
Program Components			Factor												
Composition			1.67	4.00	3.75	3.00						3.58			
Presentation			1.67	4.25	3.50	3.25						3.67			
Skating Skills			1.67	4.25	3.50	3.00						3.58			
Judges Total Program Component Score (factored)												18.09			
Deductions: Falls												-0.50 (1)			

Rank	Name	Nation	Starting Number	Total Segment Score	Total Element Score	Total Program Component Score (factored)						Total Deductions			
12	Jelena TAMMI	EST	6	28.76	12.56	16.70						-0.50			
#	Executed Elements	Info	Base Value	GOE	J1	J2	J3	J4	J5	J6	J7	J8	J9	Ref.	Scores of Panel
1	2Lz+1A+SEQ		3.20	0.00	0	0	0								3.20
2	CCoSp2		2.50	0.08	1	1	-1								2.58
3	2F<+1Lo	<	1.94	x -0.19	-2	-2	0								1.75
4	2Lz	F	2.10	x -1.05	-5	-5	-5								1.05
5	FCSp1		1.90	-0.32	-1	-2	-2								1.58
6	StSqB		1.50	-0.25	-1	-2	-2								1.25
7	2F<	<	1.44	x -0.29	-2	-2	-2								1.15
			14.58												12.56
Program Components			Factor												
Composition			1.67	3.25	3.50	3.00						3.25			
Presentation			1.67	3.75	3.25	3.25						3.42			
Skating Skills			1.67	3.50	3.50	3.00						3.33			
Judges Total Program Component Score (factored)												16.70			
Deductions: Falls												-0.50 (1)			





Interclub Figure Skating Competition
Tallinn Trophy 2023



Tallinn / EST

November 24 - 26, 2023



JUDGES DETAILS PER SKATER
CUBS A GIRLS FREE SKATING

Rank	Name	Nation	Starting Number	Total Segment Score	Total Element Score	Total Program Component Score (factored)						Total Deductions			
13	Hannaly MAANIIT	EST	4	28.30	12.02	16.28						0.00			
#	Executed Elements	Info	Base Value	GOE	J1	J2	J3	J4	J5	J6	J7	J8	J9	Ref.	Scores of Panel
1	1A+1Lo		1.60	0.04	0	1	0								1.64
2	2S		1.30	0.00	0	0	0								1.30
3	CSSp2		2.30	0.08	1	0	0								2.38
4	1A+1Lo		1.60	0.07	0	1	1								1.67
5	2Sq	q	1.30	x -0.30	-2	-2	-3								1.00
6	CCoSp2		2.50	0.08	0	1	0								2.58
7	StSqB		1.50	-0.05	0	-1	0								1.45
			12.10												12.02
Program Components			Factor												
Composition			1.67	3.25	3.00	3.25							3.17		
Presentation			1.67	3.50	3.25	3.25							3.33		
Skating Skills			1.67	3.50	3.25	3.00							3.25		
Judges Total Program Component Score (factored)															16.28
Deductions:												0.00			

Rank	Name	Nation	Starting Number	Total Segment Score	Total Element Score	Total Program Component Score (factored)						Total Deductions			
14	Aurelia PALM	EST	8	22.77	9.49	13.78						-0.50			
#	Executed Elements	Info	Base Value	GOE	J1	J2	J3	J4	J5	J6	J7	J8	J9	Ref.	Scores of Panel
1	1A+2Lo<	F	2.46	-0.68	-5	-5	-5								1.78
2	2F<<	<<	0.50	-0.25	-5	-5	-5								0.25
3	CCoSp1V		1.50	0.05	1	0	0								1.55
4	2S+2Lo<	<	2.66	-0.32	-2	-2	-3								2.34
5	StSqB		1.50	-0.20	0	-2	-2								1.30
6	1A		1.10	0.00	0	0	0								1.10
7	SSp2		1.60	-0.43	0	-4	-4								1.17
			11.32												9.49
Program Components			Factor												
Composition			1.67	3.00	2.75	2.75							2.83		
Presentation			1.67	3.00	2.50	2.75							2.75		
Skating Skills			1.67	3.00	2.50	2.50							2.67		
Judges Total Program Component Score (factored)															13.78
Deductions: Falls												-0.50 (1)			

Rank	Name	Nation	Starting Number	Total Segment Score	Total Element Score	Total Program Component Score (factored)						Total Deductions			
15	Marii REPNAU	EST	12	21.06	8.36	14.20						-1.50			
#	Executed Elements	Info	Base Value	GOE	J1	J2	J3	J4	J5	J6	J7	J8	J9	Ref.	Scores of Panel
1	2Lo	F	1.70	-0.85	-5	-5	-5								0.85
2	2Lz	F	2.10	-1.05	-5	-5	-5								1.05
3	CSSp2		2.30	0.38	2	1	2								2.68
4	2Lz	x	2.10	0.00	0	0	0								2.10
5	2F*+2Tq*	F	0.00	0.00	-	-	-								0.00
6	StSq1		1.80	-0.12	0	0	-2								1.68
7	CoSp		0.00	0.00	-	-	-								0.00
			10.00												8.36
Program Components			Factor												
Composition			1.67	3.25	2.75	2.75							2.92		
Presentation			1.67	3.00	2.00	2.75							2.58		
Skating Skills			1.67	3.50	2.25	3.25							3.00		
Judges Total Program Component Score (factored)															14.20
Deductions: Falls												-1.50 (3)			





JUDGES DETAILS PER SKATER
CUBS A GIRLS FREE SKATING

Legend:							
#	Sequence number	GOE	Grade of Execution	Jx	Judges (x=1-9)	Ref.	Referee
*	Invalid element	<	Under-rotated jump	<<	Downgraded jump	F	Fall
x	Credit for highlight distribution, base value multiplied by 1.1			!	Not clear edge		
q	Jump landed on the quarter						

