

Interclub Figure Skating Competition  
**Tallinn Trophy 2023**



Tallinn / EST

November 24 - 26, 2023



**JUDGES DETAILS PER SKATER**  
**CUBS B 2013 GIRLS FREE SKATING**

Rank	Name	Nation	Starting Number	Total Segment Score	Total Element Score	Total Program Component Score (factored)						Total Deductions			
1	Emeline PÖLDSEPP	EST	15	31.71	15.03	16.68						0.00			
#	Executed Elements	Info	Base Value	GOE	J1	J2	J3	J4	J5	J6	J7	J8	J9	Ref.	Scores of Panel
1	1A+1A+SEQ		2.20	0.07	1	0	1								2.27
2	2S		1.30	0.00	0	0	0								1.30
3	1F+1Lo		1.00	0.02	0	0	1								1.02
4	CCoSp2		2.50	0.25	1	0	2								2.75
5	ChSq1		3.00	0.67	2	1	1								3.67
6	2S	x	1.30	-0.04	0	-1	0								1.26
7	CSSp2		2.30	0.46	2	2	2								2.76
			<b>13.60</b>												<b>15.03</b>
Program Components			Factor												
Composition			1.67	3.50	3.25	3.25							3.33		
Presentation			1.67	3.50	3.25	3.25							3.33		
Skating Skills			1.67	3.50	3.00	3.50							3.33		
<b>Judges Total Program Component Score (factored)</b>									<b>16.68</b>						
<b>Deductions:</b>												<b>0.00</b>			

Rank	Name	Nation	Starting Number	Total Segment Score	Total Element Score	Total Program Component Score (factored)						Total Deductions			
2	Emma Marie MIHKELS	EST	19	31.09	15.37	15.72						0.00			
#	Executed Elements	Info	Base Value	GOE	J1	J2	J3	J4	J5	J6	J7	J8	J9	Ref.	Scores of Panel
1	1Lz+2Lo		2.30	0.00	0	0	0								2.30
2	1Lz+2Lo		2.30	0.00	0	0	0								2.30
3	1A		1.10	0.00	0	0	0								1.10
4	ChSq1		3.00	0.17	0	0	1								3.17
5	1A	x	1.10	0.04	0	0	1								1.14
6	CSSp2		2.30	0.23	1	1	1								2.53
7	CCoSp2		2.50	0.33	2	1	1								2.83
			<b>14.60</b>												<b>15.37</b>
Program Components			Factor												
Composition			1.67	3.25	3.25	3.00							3.17		
Presentation			1.67	3.00	3.25	3.25							3.17		
Skating Skills			1.67	3.00	3.00	3.25							3.08		
<b>Judges Total Program Component Score (factored)</b>									<b>15.72</b>						
<b>Deductions:</b>												<b>0.00</b>			

Rank	Name	Nation	Starting Number	Total Segment Score	Total Element Score	Total Program Component Score (factored)						Total Deductions			
3	Maria ARTYUKHOVA	EST	17	29.77	12.92	16.85						0.00			
#	Executed Elements	Info	Base Value	GOE	J1	J2	J3	J4	J5	J6	J7	J8	J9	Ref.	Scores of Panel
1	1Lz+1Lo		1.10	0.00	0	0	0								1.10
2	2S		1.30	0.00	0	0	0								1.30
3	CSSp2		2.30	0.15	0	1	1								2.45
4	2S	x	1.30	0.00	1	-1	0								1.30
5	ChSq1		3.00	-0.33	0	-1	-1								2.67
6	CCoSp2		2.50	-0.67	-3	-2	-3								1.83
7	1A+1A+SEQ	x	2.20	0.07	1	1	0								2.27
			<b>13.70</b>												<b>12.92</b>
Program Components			Factor												
Composition			1.67	3.75	3.25	3.25							3.42		
Presentation			1.67	3.75	3.50	3.25							3.50		
Skating Skills			1.67	3.50	3.00	3.00							3.17		
<b>Judges Total Program Component Score (factored)</b>									<b>16.85</b>						
<b>Deductions:</b>												<b>0.00</b>			





**JUDGES DETAILS PER SKATER**  
**CUBS B 2013 GIRLS FREE SKATING**

Rank	Name	Nation	Starting Number	Total Segment Score	Total Element Score	Total Program Component Score (factored)						Total Deductions			
4	Lilia BLINNIKOVA	EST	1	29.36	14.48	14.88						0.00			
#	Executed Elements	Info	Base Value	GOE	J1	J2	J3	J4	J5	J6	J7	J8	J9	Ref.	Scores of Panel
1			0.00	0.00	-	-	-								0.00
2	2S		1.30	0.00	0	0	0								1.30
3	2S		1.30	0.00	0	0	0								1.30
4	CSSp2		2.30	0.46	2	2	2								2.76
5	1A+1Lo		1.60	x 0.00	0	0	0								1.60
6	1A+1Lo		1.60	x 0.00	0	0	0								1.60
7	ChSq1		3.00	0.17	1	0	0								3.17
8	CCoSp2		2.50	0.25	2	0	1								2.75
			<b>13.60</b>												<b>14.48</b>
Program Components			Factor												
Composition			1.67	3.25	3.00	2.75							3.00		
Presentation			1.67	3.50	3.00	2.75							3.08		
Skating Skills			1.67	3.00	2.75	2.75							2.83		
<b>Judges Total Program Component Score (factored)</b>												<b>14.88</b>			
<b>Deductions:</b>															<b>0.00</b>


Rank	Name	Nation	Starting Number	Total Segment Score	Total Element Score	Total Program Component Score (factored)						Total Deductions			
5	Kira KASS	EST	10	29.15	13.84	15.31						0.00			
#	Executed Elements	Info	Base Value	GOE	J1	J2	J3	J4	J5	J6	J7	J8	J9	Ref.	Scores of Panel
1	1A		1.10	0.11	1	1	1								1.21
2	2S+1Lo		1.80	0.00	0	0	0								1.80
3	2S+1Lo		1.80	0.00	0	0	0								1.80
4	CCoSp2		2.50	-0.08	1	-1	-1								2.42
5	ChSq1		3.00	0.33	1	0	1								3.33
6	1A		1.10	x -0.04	-1	0	0								1.06
7	CSSp2		2.30	-0.08	0	0	-1								2.22
			<b>13.60</b>												<b>13.84</b>
Program Components			Factor												
Composition			1.67	3.25	3.00	2.75							3.00		
Presentation			1.67	3.25	3.25	3.00							3.17		
Skating Skills			1.67	3.00	3.00	3.00							3.00		
<b>Judges Total Program Component Score (factored)</b>												<b>15.31</b>			
<b>Deductions:</b>															<b>0.00</b>

Rank	Name	Nation	Starting Number	Total Segment Score	Total Element Score	Total Program Component Score (factored)						Total Deductions			
6	Kamila CHERGIZOVA	EST	6	28.21	13.44	14.77						0.00			
#	Executed Elements	Info	Base Value	GOE	J1	J2	J3	J4	J5	J6	J7	J8	J9	Ref.	Scores of Panel
1	2Lo<	<	1.36	-0.45	-4	-3	-3								0.91
2	1A+1Lo		1.60	-0.04	-1	0	0								1.56
3	CSSp2		2.30	0.31	1	1	2								2.61
4	1A+1Lo		1.60	-0.15	-2	-1	-1								1.45
5	2Lo<	<	1.36	x -0.45	-4	-3	-3								0.91
6	CCoSp2		2.50	0.50	2	2	2								3.00
7	ChSq1		3.00	0.00	1	0	-1								3.00
			<b>13.72</b>												<b>13.44</b>
Program Components			Factor												
Composition			1.67	3.00	3.00	2.75							2.92		
Presentation			1.67	2.75	3.25	3.00							3.00		
Skating Skills			1.67	3.00	3.00	2.75							2.92		
<b>Judges Total Program Component Score (factored)</b>												<b>14.77</b>			
<b>Deductions:</b>															<b>0.00</b>





Interclub Figure Skating Competition  
**Tallinn Trophy 2023**



Tallinn / EST

November 24 - 26, 2023

**JUDGES DETAILS PER SKATER**  
**CUBS B 2013 GIRLS FREE SKATING**

Rank	Name	Nation	Starting Number	Total Segment Score	Total Element Score	Total Program Component Score (factored)	Total Deductions
7	Maria MENG	EST	20	28.09	13.19	14.90	0.00

#	Executed Elements	Info	Base Value	GOE	J1	J2	J3	J4	J5	J6	J7	J8	J9	Ref.	Scores of Panel	
1	1A		1.10	0.00	0	0	0								1.10	
2	2S+1Lo		1.80	0.00	0	0	0								1.80	
3	CCoSp2		2.50	0.25	2	0	1								2.75	
4	2Sq+1Lo	q	1.80	x -0.26	-2	-2	-2								1.54	
5	ChSq1		3.00	0.33	1	0	1								3.33	
6	1A	x	1.10	-0.33	-4	-3	-2								0.77	
7	CSSp1		1.90	0.00	0	0	0								1.90	
			<b>13.20</b>												<b>13.19</b>	
<b>Program Components</b>			<b>Factor</b>													
Composition			1.67	3.00	2.75	3.00										2.92
Presentation			1.67	3.25	2.50	3.25										3.00
Skating Skills			1.67	3.25	2.50	3.25										3.00
<b>Judges Total Program Component Score (factored)</b>												<b>14.90</b>				
<b>Deductions:</b>																<b>0.00</b>

Rank	Name	Nation	Starting Number	Total Segment Score	Total Element Score	Total Program Component Score (factored)	Total Deductions
8	Vasilisa KRUTSISINA	EST	3	27.72	13.25	14.47	0.00

#	Executed Elements	Info	Base Value	GOE	J1	J2	J3	J4	J5	J6	J7	J8	J9	Ref.	Scores of Panel	
1	2S		1.30	0.00	0	0	0								1.30	
2	1A+1Lo		1.60	0.00	0	0	0								1.60	
3	1A+1Lo		1.60	0.04	1	0	0								1.64	
4	CSSp1		1.90	-0.06	0	-1	0								1.84	
5	2S+1Lo*+REP	*	0.91	-0.04	0	-1	0								0.87	
6	ChSq1		3.00	0.17	0	0	1								3.17	
7	CCoSp2		2.50	0.33	2	1	1								2.83	
			<b>12.81</b>												<b>13.25</b>	
<b>Program Components</b>			<b>Factor</b>													
Composition			1.67	2.75	3.00	2.75										2.83
Presentation			1.67	3.00	3.00	3.00										3.00
Skating Skills			1.67	2.75	3.00	2.75										2.83
<b>Judges Total Program Component Score (factored)</b>												<b>14.47</b>				
<b>Deductions:</b>																<b>0.00</b>


Rank	Name	Nation	Starting Number	Total Segment Score	Total Element Score	Total Program Component Score (factored)	Total Deductions
9	Camilla LINT	EST	9	27.22	12.89	14.33	0.00

#	Executed Elements	Info	Base Value	GOE	J1	J2	J3	J4	J5	J6	J7	J8	J9	Ref.	Scores of Panel	
1	1A+1Lo		1.60	-0.04	0	-1	0								1.56	
2	2Lo<	<	1.36	-0.45	-4	-3	-3								0.91	
3	CSSp2		2.30	0.08	1	0	0								2.38	
4	ChSq1		3.00	0.00	0	0	0								3.00	
5	1A+1Lo	x	1.60	0.00	0	0	0								1.60	
6	2Lo<	<	1.36	x -0.50	-4	-4	-3								0.86	
7	CCoSp2		2.50	0.08	0	1	0								2.58	
			<b>13.72</b>												<b>12.89</b>	
<b>Program Components</b>			<b>Factor</b>													
Composition			1.67	3.00	2.75	2.75										2.83
Presentation			1.67	3.25	2.75	3.00										3.00
Skating Skills			1.67	2.75	2.75	2.75										2.75
<b>Judges Total Program Component Score (factored)</b>												<b>14.33</b>				
<b>Deductions:</b>																<b>0.00</b>





Interclub Figure Skating Competition  
**Tallinn Trophy 2023**



Tallinn / EST

November 24 - 26, 2023


**JUDGES DETAILS PER SKATER**  
**CUBS B 2013 GIRLS FREE SKATING**

Rank	Name	Nation	Starting Number	Total Segment Score	Total Element Score	Total Program Component Score (factored)						Total Deductions			
10	Eleonora VASSILJEVA	EST	2	25.45	11.26	14.19						0.00			
#	Executed Elements	Info	Base Value	GOE	J1	J2	J3	J4	J5	J6	J7	J8	J9	Ref.	Scores of Panel
1	1Lz+1A+SEQ		1.70	-0.04	-1	0	0								1.66
2	1Lz+1Lo		1.10	0.02	0	0	1								1.12
3	1A		1.10	-0.04	0	-1	0								1.06
4	CSSp1		1.90	0.00	0	0	0								1.90
5	ChSq1		3.00	0.33	1	1	0								3.33
6	CCoSp1		2.00	-0.33	-2	-2	-1								1.67
7	1F		0.50	x 0.02	1	0	0								0.52
			<b>11.30</b>												<b>11.26</b>
Program Components			Factor												
Composition			1.67	2.50	3.00	2.75							2.75		
Presentation			1.67	3.00	3.25	2.75							3.00		
Skating Skills			1.67	2.75	3.00	2.50							2.75		
<b>Judges Total Program Component Score (factored)</b>														<b>14.19</b>	
<b>Deductions:</b>													<b>0.00</b>		

Rank	Name	Nation	Starting Number	Total Segment Score	Total Element Score	Total Program Component Score (factored)						Total Deductions			
11	Polina ALONOVA	EST	4	24.69	11.73	12.96						0.00			
#	Executed Elements	Info	Base Value	GOE	J1	J2	J3	J4	J5	J6	J7	J8	J9	Ref.	Scores of Panel
1	1Lz+1Lo		1.10	0.02	1	0	0								1.12
2	1A		1.10	-0.18	-2	-2	-1								0.92
3	CCoSp2		2.50	-0.08	0	0	-1								2.42
4	ChSq1		3.00	0.17	1	0	0								3.17
5	1A		1.10	x -0.15	-2	-1	-1								0.95
6	1Lz+1Lo		1.10	x -0.02	0	-1	0								1.08
7	CSSp2		2.30	-0.23	-1	-1	-1								2.07
			<b>12.20</b>												<b>11.73</b>
Program Components			Factor												
Composition			1.67	2.75	2.75	2.50							2.67		
Presentation			1.67	2.50	2.75	2.75							2.67		
Skating Skills			1.67	2.25	2.50	2.50							2.42		
<b>Judges Total Program Component Score (factored)</b>														<b>12.96</b>	
<b>Deductions:</b>													<b>0.00</b>		

Rank	Name	Nation	Starting Number	Total Segment Score	Total Element Score	Total Program Component Score (factored)						Total Deductions			
12	Selena SEMKIV	EST	11	23.85	9.80	14.05						0.00			
#	Executed Elements	Info	Base Value	GOE	J1	J2	J3	J4	J5	J6	J7	J8	J9	Ref.	Scores of Panel
1	S		0.00	0.00	-	-	-								0.00
2	2S		1.30	0.00	0	0	0								1.30
3	ChSq1		3.00	-0.33	-1	0	-1								2.67
4	1A+1Lo		1.60	x 0.00	0	0	0								1.60
5	1Lz+1A+SEQ		1.70	x 0.00	0	0	0								1.70
6	CoSp		0.00	0.00	-	-	-								0.00
7	CSSp2		2.30	0.23	1	1	1								2.53
			<b>9.90</b>												<b>9.80</b>
Program Components			Factor												
Composition			1.67	2.75	2.75	3.00							2.83		
Presentation			1.67	2.50	2.75	3.00							2.75		
Skating Skills			1.67	2.75	2.50	3.25							2.83		
<b>Judges Total Program Component Score (factored)</b>														<b>14.05</b>	
<b>Deductions:</b>													<b>0.00</b>		





Interclub Figure Skating Competition  
**Tallinn Trophy 2023**



Tallinn / EST

November 24 - 26, 2023


**JUDGES DETAILS PER SKATER**  
**CUBS B 2013 GIRLS FREE SKATING**

Rank	Name	Nation	Starting Number	Total Segment Score	Total Element Score	Total Program Component Score (factored)							Total Deductions		
13	Leonsia BOIKOVA	EST	5	23.59	10.58	13.51							-0.50		
#	Executed Elements	Info	Base Value	GOE	J1	J2	J3	J4	J5	J6	J7	J8	J9	Ref.	Scores of Panel
1	1A	F	1.10	-0.55	-5	-5	-5								0.55
2	2T		1.30	0.04	0	1	0								1.34
3	2T		1.30	0.00	0	0	0								1.30
4	SSp2		1.60	0.00	1	0	-1								1.60
5	1A+1Lo	x	1.60	0.00	0	0	0								1.60
6	CCoSpBV		1.28	-0.09	-1	0	-1								1.19
7	ChSq1		3.00	0.00	1	-1	0								3.00
			<b>11.18</b>												<b>10.58</b>
Program Components				Factor											
Composition				1.67	3.25	2.25	2.50					2.67			
Presentation				1.67	3.00	2.50	2.75					2.75			
Skating Skills				1.67	3.00	2.50	2.50					2.67			
<b>Judges Total Program Component Score (factored)</b>												<b>13.51</b>			
<b>Deductions:</b>		Falls	-0.50 (1)									<b>-0.50</b>			


Rank	Name	Nation	Starting Number	Total Segment Score	Total Element Score	Total Program Component Score (factored)							Total Deductions		
14	Maria OSINA	EST	14	23.35	10.62	13.23							-0.50		
#	Executed Elements	Info	Base Value	GOE	J1	J2	J3	J4	J5	J6	J7	J8	J9	Ref.	Scores of Panel
1	2S	F	1.30	-0.65	-5	-5	-5								0.65
2	1S		0.40	0.00	0	0	0								0.40
3	CSSp1		1.90	0.06	0	1	0								1.96
4	1A+1Lo	x	1.60	0.00	0	0	0								1.60
5	ChSq1		3.00	0.17	1	1	-1								3.17
6	1A	x	1.10	-0.33	-3	-3	-3								0.77
7	CCoSp1		2.00	0.07	1	0	0								2.07
			<b>11.30</b>												<b>10.62</b>
Program Components				Factor											
Composition				1.67	2.75	2.75	2.50					2.67			
Presentation				1.67	2.25	3.00	2.50					2.58			
Skating Skills				1.67	2.50	2.75	2.75					2.67			
<b>Judges Total Program Component Score (factored)</b>												<b>13.23</b>			
<b>Deductions:</b>		Falls	-0.50 (1)									<b>-0.50</b>			

Rank	Name	Nation	Starting Number	Total Segment Score	Total Element Score	Total Program Component Score (factored)							Total Deductions		
15	Aleksandra BIROVA	LAT	12	22.98	9.78	14.20							-1.00		
#	Executed Elements	Info	Base Value	GOE	J1	J2	J3	J4	J5	J6	J7	J8	J9	Ref.	Scores of Panel
1	1Lz+1A+SEQ		1.70	0.07	0	1	1								1.77
2	1A		1.10	-0.33	-3	-3	-3								0.77
3	CCoSp1		2.00	-0.20	-1	-1	-1								1.80
4	2Sq	F	1.30	-0.65	-5	-5	-5								0.65
5	ChSq1		3.00	0.00	1	0	-1								3.00
6	2Sq	F	1.30	-0.65	-5	-5	-5								0.65
7	CSSp1V		1.43	-0.29	-3	-1	-2								1.14
			<b>11.83</b>												<b>9.78</b>
Program Components				Factor											
Composition				1.67	2.75	3.25	2.75					2.92			
Presentation				1.67	2.75	3.25	3.00					3.00			
Skating Skills				1.67	2.50	2.75	2.50					2.58			
<b>Judges Total Program Component Score (factored)</b>												<b>14.20</b>			
<b>Deductions:</b>		Falls	-1.00 (2)									<b>-1.00</b>			





Interclub Figure Skating Competition  
**Tallinn Trophy 2023**



Tallinn / EST

November 24 - 26, 2023


**JUDGES DETAILS PER SKATER**  
**CUBS B 2013 GIRLS FREE SKATING**

Rank	Name	Nation	Starting Number	Total Segment Score	Total Element Score	Total Program Component Score (factored)							Total Deductions		
16	Jelizaveta BATINA	EST	18	22.65	10.07	13.08							-0.50		
#	Executed Elements	Info	Base Value	GOE	J1	J2	J3	J4	J5	J6	J7	J8	J9	Ref.	Scores of Panel
1	1Lz+1A+SEQ		1.70	0.00	0	0	0								1.70
2	CCoSp2		2.50	-0.25	-1	-1	-1								2.25
3	2S		1.30	-0.22	-2	-2	-1								1.08
4	1A+1Lo		1.60	0.00	0	0	0								1.60
5	ChSq1	F	3.00	-2.50	-5	-5	-5								0.50
6	2Sq	q	1.30	x -0.35	-3	-2	-3								0.95
7	CSSp2		2.30	-0.31	-1	-1	-2								1.99
			<b>13.70</b>												<b>10.07</b>
Program Components				Factor											
Composition				1.67	2.50	3.00	2.75					2.75			
Presentation				1.67	2.25	2.75	2.75					2.58			
Skating Skills				1.67	2.50	2.50	2.50					2.50			
<b>Judges Total Program Component Score (factored)</b>												<b>13.08</b>			
<b>Deductions:</b>				Falls	-0.50 (1)							<b>-0.50</b>			


Rank	Name	Nation	Starting Number	Total Segment Score	Total Element Score	Total Program Component Score (factored)							Total Deductions		
17	Alija ALEKSEJEVA	EST	13	21.90	9.75	13.65							-1.50		
#	Executed Elements	Info	Base Value	GOE	J1	J2	J3	J4	J5	J6	J7	J8	J9	Ref.	Scores of Panel
1	1A		1.10	-0.33	-3	-3	-3								0.77
2	2S	F	1.30	-0.65	-5	-5	-5								0.65
3	ChSq1		3.00	0.00	0	0	0								3.00
4	2S	F	1.30	-0.65	-5	-5	-5								0.65
5	CSSp2		2.30	0.00	0	0	0								2.30
6	1A	F	1.10	x -0.55	-5	-5	-5								0.55
7	CCoSp2		2.50	-0.67	-2	-3	-3								1.83
			<b>12.60</b>												<b>9.75</b>
Program Components				Factor											
Composition				1.67	3.25	2.75	2.75					2.92			
Presentation				1.67	3.00	2.50	2.75					2.75			
Skating Skills				1.67	2.75	2.25	2.50					2.50			
<b>Judges Total Program Component Score (factored)</b>												<b>13.65</b>			
<b>Deductions:</b>				Falls	-1.50 (3)							<b>-1.50</b>			

Rank	Name	Nation	Starting Number	Total Segment Score	Total Element Score	Total Program Component Score (factored)							Total Deductions		
18	Maria TRAKMANN	EST	8	21.85	9.67	12.68							-0.50		
#	Executed Elements	Info	Base Value	GOE	J1	J2	J3	J4	J5	J6	J7	J8	J9	Ref.	Scores of Panel
1	1A+1Lo		1.60	0.00	0	0	0								1.60
2	2T<<	<<	0.40	-0.20	-5	-5	-5								0.20
3	CSSp1		1.90	-0.32	-2	-1	-2								1.58
4	ChSq1		3.00	0.00	1	0	-1								3.00
5	1Lz+1A+SEQ		1.70	x 0.00	0	0	0								1.70
6	2Tq	F	1.30	x -0.65	-5	-5	-5								0.65
7	CoSp1V		1.28	-0.34	-2	-3	-3								0.94
			<b>11.18</b>												<b>9.67</b>
Program Components				Factor											
Composition				1.67	2.50	2.50	2.50					2.50			
Presentation				1.67	2.75	2.75	2.50					2.67			
Skating Skills				1.67	2.50	2.50	2.25					2.42			
<b>Judges Total Program Component Score (factored)</b>												<b>12.68</b>			
<b>Deductions:</b>				Falls	-0.50 (1)							<b>-0.50</b>			





Interclub Figure Skating Competition  
**Tallinn Trophy 2023**



Tallinn / EST

November 24 - 26, 2023

**JUDGES DETAILS PER SKATER**  
**CUBS B 2013 GIRLS FREE SKATING**

Rank	Name	Nation	Starting Number	Total Segment Score	Total Element Score	Total Program Component Score (factored)						Total Deductions			
19	Mariam SAMHARADZE	EST	7	21.44	9.01	12.93						-0.50			
#	Executed Elements	Info	Base Value	GOE	J1	J2	J3	J4	J5	J6	J7	J8	J9	Ref.	Scores of Panel
1	2Lo<	<	1.36	-0.32	-3	-2	-2								1.04
2	1A<+1Lo	<	1.38	-0.21	-3	-2	-2								1.17
3	CSSp1		1.90	-0.06	-1	0	0								1.84
4	1Aq+1Lo	q	1.60	-0.22	-2	-2	-2								1.38
5	2Lo<	<	1.36	x -0.41	-3	-4	-2								0.95
6	ChSq1	F	3.00	-2.50	-5	-5	-5								0.50
7	CCoSp1		2.00	0.13	2	0	0								2.13
			<b>12.60</b>												<b>9.01</b>
Program Components				Factor											
Composition				1.67	2.50	2.50	2.75					2.58			
Presentation				1.67	2.75	2.25	2.75					2.58			
Skating Skills				1.67	2.75	2.50	2.50					2.58			
<b>Judges Total Program Component Score (factored)</b>												<b>12.93</b>			
<b>Deductions:</b> Falls				-0.50 (1)								<b>-0.50</b>			

Rank	Name	Nation	Starting Number	Total Segment Score	Total Element Score	Total Program Component Score (factored)						Total Deductions			
20	Guste MALASAUKAITE	LTU	16	20.83	8.79	12.54						-0.50			
#	Executed Elements	Info	Base Value	GOE	J1	J2	J3	J4	J5	J6	J7	J8	J9	Ref.	Scores of Panel
1	1A+1T		1.50	-0.37	-3	-5	-2								1.13
2	2S	F	1.30	-0.65	-5	-5	-5								0.65
3	CSSpB		1.60	0.05	1	0	0								1.65
4	1A+1T	x	1.50	-0.18	-1	-3	-1								1.32
5	CCoSp		0.00	0.00	-	-	-								0.00
6	ChSq1		3.00	-0.17	0	0	-1								2.83
7	2S	x	1.30	-0.09	0	-1	-1								1.21
			<b>10.20</b>												<b>8.79</b>
Program Components				Factor											
Composition				1.67	2.50	2.50	2.50					2.50			
Presentation				1.67	2.25	2.75	2.50					2.50			
Skating Skills				1.67	2.25	2.50	2.75					2.50			
<b>Judges Total Program Component Score (factored)</b>												<b>12.54</b>			
<b>Deductions:</b> Falls				-0.50 (1)								<b>-0.50</b>			

Legend:							
#	Sequence number	GOE	Grade of Execution	Jx	Judges (x=1-9)	Ref.	Referee
*	Invalid element	<	Under-rotated jump	<<	Downgraded jump		
x	Credit for highlight distribution, base value multiplied by 1.1			REP	Jump repetition	F	Fall
q	Jump landed on the quarter						

