


Interclub Figure Skating Competition
Tallinn Trophy 2023



Tallinn / EST

November 24 - 26, 2023


JUDGES DETAILS PER SKATER
CUBS B 2014 GIRLS FREE SKATING

| Rank | Name | Nation | Starting Number | Total Segment Score | Total Element Score | Total Program Component Score (factored) | | | | | | Total Deductions | | | |
|--|---------------------|--------|-----------------|---------------------|---------------------|--|----|----|----|----|----|------------------|------|------|-----------------|
| 1 | Emilia ANDREJENKOVA | EST | 4 | 29.62 | 14.31 | 15.31 | | | | | | 0.00 | | | |
| # | Executed Elements | Info | Base Value | GOE | J1 | J2 | J3 | J4 | J5 | J6 | J7 | J8 | J9 | Ref. | Scores of Panel |
| 1 | 1A+1Lo | | 1.60 | 0.00 | 0 | 0 | 0 | | | | | | | | 1.60 |
| 2 | CSSp2 | | 2.30 | 0.08 | 1 | 0 | 0 | | | | | | | | 2.38 |
| 3 | 2S | | 1.30 | 0.00 | 0 | 0 | 0 | | | | | | | | 1.30 |
| 4 | 1A+1Lo | | 1.60 | x -0.04 | -1 | 0 | 0 | | | | | | | | 1.56 |
| 5 | ChSq1 | | 3.00 | 0.50 | 1 | 1 | 1 | | | | | | | | 3.50 |
| 6 | 2S | | 1.30 | x 0.00 | 0 | 0 | 0 | | | | | | | | 1.30 |
| 7 | CCoSp2 | | 2.50 | 0.17 | 1 | 0 | 1 | | | | | | | | 2.67 |
| | | | 13.60 | | | | | | | | | | | | 14.31 |
| Program Components | | | Factor | | | | | | | | | | | | |
| Composition | | | 1.67 | 3.00 | 3.25 | 3.00 | | | | | | | 3.08 | | |
| Presentation | | | 1.67 | 3.25 | 3.25 | 3.00 | | | | | | | 3.17 | | |
| Skating Skills | | | 1.67 | 3.00 | 3.00 | 2.75 | | | | | | | 2.92 | | |
| Judges Total Program Component Score (factored) | | | | | | | | | | | | | | | 15.31 |
| Deductions: | | | | | | | | | | | | 0.00 | | | |


| Rank | Name | Nation | Starting Number | Total Segment Score | Total Element Score | Total Program Component Score (factored) | | | | | | Total Deductions | | | |
|--|-------------------|--------|-----------------|---------------------|---------------------|--|----|----|----|----|----|------------------|------|------|-----------------|
| 2 | Mathilde AAVASTE | EST | 1 | 29.09 | 14.47 | 14.62 | | | | | | 0.00 | | | |
| # | Executed Elements | Info | Base Value | GOE | J1 | J2 | J3 | J4 | J5 | J6 | J7 | J8 | J9 | Ref. | Scores of Panel |
| 1 | 1A | | 1.10 | 0.04 | 0 | 0 | 1 | | | | | | | | 1.14 |
| 2 | 2S+1Lo | | 1.80 | 0.00 | 0 | 0 | 0 | | | | | | | | 1.80 |
| 3 | 2S | | 1.30 | 0.00 | 0 | 0 | 0 | | | | | | | | 1.30 |
| 4 | ChSq1 | | 3.00 | 0.00 | 0 | 0 | 0 | | | | | | | | 3.00 |
| 5 | CCoSp2 | | 2.50 | 0.50 | 2 | 2 | 2 | | | | | | | | 3.00 |
| 6 | 1Lz+1A+SEQ | | 1.70 | x 0.00 | 0 | 0 | 0 | | | | | | | | 1.70 |
| 7 | CSSp2 | | 2.30 | 0.23 | 2 | 1 | 0 | | | | | | | | 2.53 |
| | | | 13.70 | | | | | | | | | | | | 14.47 |
| Program Components | | | Factor | | | | | | | | | | | | |
| Composition | | | 1.67 | 2.75 | 3.00 | 2.75 | | | | | | | 2.83 | | |
| Presentation | | | 1.67 | 3.00 | 3.00 | 2.75 | | | | | | | 2.92 | | |
| Skating Skills | | | 1.67 | 3.00 | 3.25 | 2.75 | | | | | | | 3.00 | | |
| Judges Total Program Component Score (factored) | | | | | | | | | | | | | | | 14.62 |
| Deductions: | | | | | | | | | | | | 0.00 | | | |

| Rank | Name | Nation | Starting Number | Total Segment Score | Total Element Score | Total Program Component Score (factored) | | | | | | Total Deductions | | | |
|--|-------------------|--------|-----------------|---------------------|---------------------|--|----|----|----|----|----|------------------|------|------|-----------------|
| 3 | Sofia LAPUSKINA | EST | 10 | 28.70 | 13.41 | 15.29 | | | | | | 0.00 | | | |
| # | Executed Elements | Info | Base Value | GOE | J1 | J2 | J3 | J4 | J5 | J6 | J7 | J8 | J9 | Ref. | Scores of Panel |
| 1 | 1A+1A+SEQ | | 2.20 | 0.11 | 1 | 1 | 1 | | | | | | | | 2.31 |
| 2 | CCoSp2 | | 2.50 | -0.08 | -1 | 0 | 0 | | | | | | | | 2.42 |
| 3 | 2Loq | | 1.70 | -0.34 | -2 | -2 | -2 | | | | | | | | 1.36 |
| 4 | 2Lo< | | 1.36 | x -0.50 | -4 | -3 | -4 | | | | | | | | 0.86 |
| 5 | CSSp2 | | 2.30 | -0.15 | -1 | 0 | -1 | | | | | | | | 2.15 |
| 6 | 1Lz+1Lo | | 1.10 | x 0.04 | 1 | 0 | 1 | | | | | | | | 1.14 |
| 7 | ChSq1 | | 3.00 | 0.17 | 1 | 1 | -1 | | | | | | | | 3.17 |
| | | | 14.16 | | | | | | | | | | | | 13.41 |
| Program Components | | | Factor | | | | | | | | | | | | |
| Composition | | | 1.67 | 3.25 | 3.00 | 3.00 | | | | | | | 3.08 | | |
| Presentation | | | 1.67 | 3.00 | 3.00 | 3.25 | | | | | | | 3.08 | | |
| Skating Skills | | | 1.67 | 3.00 | 3.00 | 3.00 | | | | | | | 3.00 | | |
| Judges Total Program Component Score (factored) | | | | | | | | | | | | | | | 15.29 |
| Deductions: | | | | | | | | | | | | 0.00 | | | |





Interclub Figure Skating Competition
Tallinn Trophy 2023



Tallinn / EST

November 24 - 26, 2023


JUDGES DETAILS PER SKATER
CUBS B 2014 GIRLS FREE SKATING

| Rank | Name | Nation | Starting Number | Total Segment Score | Total Element Score | Total Program Component Score (factored) | | | | | | Total Deductions | | | |
|--|-------------------|--------|-----------------|---------------------|---------------------|--|------|----|----|----|----|------------------|--------------|------|-----------------|
| 4 | Grit ANDRE | EST | 11 | 28.35 | 12.85 | 16.00 | | | | | | -0.50 | | | |
| # | Executed Elements | Info | Base Value | GOE | J1 | J2 | J3 | J4 | J5 | J6 | J7 | J8 | J9 | Ref. | Scores of Panel |
| 1 | 1A+1A+SEQ | | 2.20 | 0.15 | 1 | 1 | 2 | | | | | | | | 2.35 |
| 2 | 2T | | 1.30 | -0.39 | -3 | -3 | -3 | | | | | | | | 0.91 |
| 3 | CCoSp2 | | 2.50 | 0.17 | 1 | 0 | 1 | | | | | | | | 2.67 |
| 4 | 2T | F | 1.30 | x -0.65 | -5 | -5 | -5 | | | | | | | | 0.65 |
| 5 | ChSq1 | | 3.00 | 0.17 | 0 | 1 | 0 | | | | | | | | 3.17 |
| 6 | 1Lz+1Lo | | 1.10 | x 0.04 | 0 | 1 | 1 | | | | | | | | 1.14 |
| 7 | CSSp1 | | 1.90 | 0.06 | 0 | 0 | 1 | | | | | | | | 1.96 |
| | | | 13.30 | | | | | | | | | | | | 12.85 |
| Program Components | | | | Factor | | | | | | | | | | | |
| Composition | | | | 1.67 | 3.00 | 3.25 | 3.00 | | | | | 3.08 | | | |
| Presentation | | | | 1.67 | 3.25 | 3.25 | 3.25 | | | | | 3.25 | | | |
| Skating Skills | | | | 1.67 | 3.25 | 3.25 | 3.25 | | | | | 3.25 | | | |
| Judges Total Program Component Score (factored) | | | | | | | | | | | | 16.00 | | | |
| Deductions: | | Falls | | | | -0.50 | (1) | | | | | | -0.50 | | |


| Rank | Name | Nation | Starting Number | Total Segment Score | Total Element Score | Total Program Component Score (factored) | | | | | | Total Deductions | | | |
|--|---------------------|--------|-----------------|---------------------|---------------------|--|------|----|----|----|----|------------------|----|------|-----------------|
| 5 | Aleksandra BAZIROVA | EST | 9 | 27.07 | 13.42 | 13.65 | | | | | | 0.00 | | | |
| # | Executed Elements | Info | Base Value | GOE | J1 | J2 | J3 | J4 | J5 | J6 | J7 | J8 | J9 | Ref. | Scores of Panel |
| 1 | 2Lo | | 1.70 | 0.06 | 0 | 0 | 1 | | | | | | | | 1.76 |
| 2 | 1A+1A+SEQ | | 2.20 | 0.07 | 1 | 0 | 1 | | | | | | | | 2.27 |
| 3 | CCoSp2 | | 2.50 | 0.17 | 0 | 1 | 1 | | | | | | | | 2.67 |
| 4 | 2Loq | q | 1.70 | x -0.34 | -2 | -2 | -2 | | | | | | | | 1.36 |
| 5 | ChSq1 | | 3.00 | -0.33 | -1 | 0 | -1 | | | | | | | | 2.67 |
| 6 | 1Lz+1Lo | | 1.10 | x 0.00 | 0 | 0 | 0 | | | | | | | | 1.10 |
| 7 | CUSp1 | | 1.70 | -0.11 | 0 | 0 | -2 | | | | | | | | 1.59 |
| | | | 13.90 | | | | | | | | | | | | 13.42 |
| Program Components | | | | Factor | | | | | | | | | | | |
| Composition | | | | 1.67 | 2.50 | 2.75 | 2.75 | | | | | 2.67 | | | |
| Presentation | | | | 1.67 | 2.75 | 2.75 | 3.00 | | | | | 2.83 | | | |
| Skating Skills | | | | 1.67 | 2.50 | 2.75 | 2.75 | | | | | 2.67 | | | |
| Judges Total Program Component Score (factored) | | | | | | | | | | | | 13.65 | | | |
| Deductions: | | | | | | | | | | | | | | | 0.00 |

| Rank | Name | Nation | Starting Number | Total Segment Score | Total Element Score | Total Program Component Score (factored) | | | | | | Total Deductions | | | |
|--|--------------------|--------|-----------------|---------------------|---------------------|--|------|----|----|----|----|------------------|--------------|------|-----------------|
| 6 | Alina BARTKEVICHKA | LAT | 13 | 26.57 | 12.46 | 14.61 | | | | | | -0.50 | | | |
| # | Executed Elements | Info | Base Value | GOE | J1 | J2 | J3 | J4 | J5 | J6 | J7 | J8 | J9 | Ref. | Scores of Panel |
| 1 | 2S | | 1.30 | -0.26 | -2 | -2 | -2 | | | | | | | | 1.04 |
| 2 | 1A+1Lo | | 1.60 | 0.00 | 0 | 0 | 0 | | | | | | | | 1.60 |
| 3 | CCoSp2 | | 2.50 | 0.08 | 1 | 0 | 0 | | | | | | | | 2.58 |
| 4 | 1Lz+1A+SEQ | | 1.70 | -0.26 | -3 | -2 | -2 | | | | | | | | 1.44 |
| 5 | 2S | F | 1.30 | x -0.65 | -5 | -5 | -5 | | | | | | | | 0.65 |
| 6 | ChSq1 | | 3.00 | 0.00 | 1 | 0 | -1 | | | | | | | | 3.00 |
| 7 | CSSp2 | | 2.30 | -0.15 | -1 | 0 | -1 | | | | | | | | 2.15 |
| | | | 13.70 | | | | | | | | | | | | 12.46 |
| Program Components | | | | Factor | | | | | | | | | | | |
| Composition | | | | 1.67 | 3.00 | 3.25 | 2.75 | | | | | 3.00 | | | |
| Presentation | | | | 1.67 | 3.25 | 3.25 | 2.75 | | | | | 3.08 | | | |
| Skating Skills | | | | 1.67 | 2.75 | 2.75 | 2.50 | | | | | 2.67 | | | |
| Judges Total Program Component Score (factored) | | | | | | | | | | | | 14.61 | | | |
| Deductions: | | Falls | | | | -0.50 | (1) | | | | | | -0.50 | | |





Interclub Figure Skating Competition
Tallinn Trophy 2023



Tallinn / EST

November 24 - 26, 2023


JUDGES DETAILS PER SKATER
CUBS B 2014 GIRLS FREE SKATING

| Rank | Name | Nation | Starting Number | Total Segment Score | Total Element Score | Total Program Component Score (factored) | | | | | | Total Deductions | | | |
|--|-------------------|--------|-----------------|---------------------|---------------------|--|------|----|----|----|----|------------------|--------------|------|-----------------|
| 7 | Alina LUKAUSHKINA | EST | 12 | 26.36 | 12.58 | 13.78 | | | | | | 0.00 | | | |
| # | Executed Elements | Info | Base Value | GOE | J1 | J2 | J3 | J4 | J5 | J6 | J7 | J8 | J9 | Ref. | Scores of Panel |
| 1 | 1A | | 1.10 | 0.00 | 0 | 0 | 0 | | | | | | | | 1.10 |
| 2 | 1Lz+1Lo | | 1.10 | 0.00 | 0 | 0 | 0 | | | | | | | | 1.10 |
| 3 | CSSp2 | | 2.30 | 0.23 | 1 | 1 | 1 | | | | | | | | 2.53 |
| 4 | 1F+1Lo | | 1.00 | 0.00 | 0 | 0 | 0 | | | | | | | | 1.00 |
| 5 | 1A | x | 1.10 | 0.00 | 0 | 0 | 0 | | | | | | | | 1.10 |
| 6 | ChSq1 | | 3.00 | 0.17 | 0 | 0 | 1 | | | | | | | | 3.17 |
| 7 | CCoSp2 | | 2.50 | 0.08 | 1 | 0 | 0 | | | | | | | | 2.58 |
| | | | 12.10 | | | | | | | | | | | | 12.58 |
| Program Components | | | | Factor | | | | | | | | | | | |
| Composition | | | | 1.67 | 2.75 | 2.75 | 2.75 | | | | | 2.75 | | | |
| Presentation | | | | 1.67 | 2.75 | 2.75 | 3.00 | | | | | 2.83 | | | |
| Skating Skills | | | | 1.67 | 2.50 | 2.75 | 2.75 | | | | | 2.67 | | | |
| Judges Total Program Component Score (factored) | | | | | | | | | | | | | 13.78 | | |
| Deductions: | | | | | | | | | | | | | 0.00 | | |


| Rank | Name | Nation | Starting Number | Total Segment Score | Total Element Score | Total Program Component Score (factored) | | | | | | Total Deductions | | | |
|--|--------------------|--------|-----------------|---------------------|---------------------|--|------|----|----|----|----|------------------|--------------|------|-----------------|
| 8 | Nelli SOBOLEVSKAJA | EST | 3 | 26.13 | 11.78 | 14.35 | | | | | | 0.00 | | | |
| # | Executed Elements | Info | Base Value | GOE | J1 | J2 | J3 | J4 | J5 | J6 | J7 | J8 | J9 | Ref. | Scores of Panel |
| 1 | 2S | | 1.30 | -0.17 | -2 | -1 | -1 | | | | | | | | 1.13 |
| 2 | 1A+1A+SEQ | | 2.20 | 0.00 | 0 | 0 | 0 | | | | | | | | 2.20 |
| 3 | 1Lz+1Lo | | 1.10 | 0.00 | 0 | 0 | 0 | | | | | | | | 1.10 |
| 4 | CCoSp2 | | 2.50 | 0.17 | 1 | 0 | 1 | | | | | | | | 2.67 |
| 5 | 2S | x | 1.30 | -0.39 | -3 | -3 | -3 | | | | | | | | 0.91 |
| 6 | CSSpB | | 1.60 | 0.00 | 0 | 0 | 0 | | | | | | | | 1.60 |
| 7 | ChSq1 | | 3.00 | -0.83 | -3 | -1 | -1 | | | | | | | | 2.17 |
| | | | 13.00 | | | | | | | | | | | | 11.78 |
| Program Components | | | | Factor | | | | | | | | | | | |
| Composition | | | | 1.67 | 3.00 | 3.00 | 2.75 | | | | | 2.92 | | | |
| Presentation | | | | 1.67 | 3.25 | 2.75 | 2.75 | | | | | 2.92 | | | |
| Skating Skills | | | | 1.67 | 2.75 | 2.75 | 2.75 | | | | | 2.75 | | | |
| Judges Total Program Component Score (factored) | | | | | | | | | | | | | 14.35 | | |
| Deductions: | | | | | | | | | | | | | 0.00 | | |

| Rank | Name | Nation | Starting Number | Total Segment Score | Total Element Score | Total Program Component Score (factored) | | | | | | Total Deductions | | | |
|--|-------------------|--------|-----------------|---------------------|---------------------|--|------|----|----|----|----|------------------|--------------|------|-----------------|
| 9 | Sabrina BLUMENAU | EST | 7 | 26.00 | 12.08 | 13.92 | | | | | | 0.00 | | | |
| # | Executed Elements | Info | Base Value | GOE | J1 | J2 | J3 | J4 | J5 | J6 | J7 | J8 | J9 | Ref. | Scores of Panel |
| 1 | 2Sq | q | 1.30 | -0.39 | -3 | -3 | -3 | | | | | | | | 0.91 |
| 2 | 2Sq | q | 1.30 | -0.39 | -3 | -3 | -3 | | | | | | | | 0.91 |
| 3 | CCoSp2 | | 2.50 | 0.08 | 1 | 0 | 0 | | | | | | | | 2.58 |
| 4 | 1A+1Lo | x | 1.60 | -0.07 | 0 | -1 | -1 | | | | | | | | 1.53 |
| 5 | ChSq1 | | 3.00 | 0.00 | 1 | 0 | -1 | | | | | | | | 3.00 |
| 6 | 1A+1Lo | x | 1.60 | -0.07 | 0 | -1 | -1 | | | | | | | | 1.53 |
| 7 | CSSp2V | | 1.73 | -0.11 | -1 | -1 | 0 | | | | | | | | 1.62 |
| | | | 13.03 | | | | | | | | | | | | 12.08 |
| Program Components | | | | Factor | | | | | | | | | | | |
| Composition | | | | 1.67 | 3.25 | 2.75 | 2.50 | | | | | 2.83 | | | |
| Presentation | | | | 1.67 | 3.00 | 2.75 | 2.75 | | | | | 2.83 | | | |
| Skating Skills | | | | 1.67 | 2.75 | 2.75 | 2.50 | | | | | 2.67 | | | |
| Judges Total Program Component Score (factored) | | | | | | | | | | | | | 13.92 | | |
| Deductions: | | | | | | | | | | | | | 0.00 | | |





Interclub Figure Skating Competition
Tallinn Trophy 2023



Tallinn / EST

November 24 - 26, 2023


JUDGES DETAILS PER SKATER
CUBS B 2014 GIRLS FREE SKATING

| Rank | Name | Nation | Starting Number | Total Segment Score | Total Element Score | Total Program Component Score (factored) | | | | | | Total Deductions | | | |
|--|-------------------|--------|-----------------|---------------------|---------------------|--|------|----|----|----|----|------------------|----|------|-----------------|
| 10 | Alisa KRUPENINA | EST | 5 | 24.13 | 11.63 | 13.50 | | | | | | -1.00 | | | |
| # | Executed Elements | Info | Base Value | GOE | J1 | J2 | J3 | J4 | J5 | J6 | J7 | J8 | J9 | Ref. | Scores of Panel |
| 1 | 1A+1Lo | | 1.60 | 0.00 | 0 | 0 | 0 | | | | | | | | 1.60 |
| 2 | 2S< | F | 1.04 | -0.52 | -5 | -5 | -5 | | | | | | | | 0.52 |
| 3 | CCoSp2 | | 2.50 | -0.17 | 0 | -1 | -1 | | | | | | | | 2.33 |
| 4 | ChSq1 | | 3.00 | -0.17 | 0 | 0 | -1 | | | | | | | | 2.83 |
| 5 | 2S< | F | 1.04 | x -0.52 | -5 | -5 | -5 | | | | | | | | 0.52 |
| 6 | 1Aq+1Lo | q | 1.60 | x -0.22 | -2 | -2 | -2 | | | | | | | | 1.38 |
| 7 | CSSp2 | | 2.30 | 0.15 | 1 | 1 | 0 | | | | | | | | 2.45 |
| | | | 13.08 | | | | | | | | | | | | 11.63 |
| Program Components | | | | Factor | | | | | | | | | | | |
| Composition | | | | 1.67 | 2.50 | 3.00 | 2.75 | | | | | 2.75 | | | |
| Presentation | | | | 1.67 | 2.75 | 3.00 | 2.75 | | | | | 2.83 | | | |
| Skating Skills | | | | 1.67 | 2.50 | 2.50 | 2.50 | | | | | 2.50 | | | |
| Judges Total Program Component Score (factored) | | | | | | | | | | | | 13.50 | | | |
| Deductions: | | | Falls | -1.00 (2) | | | | | | | | -1.00 | | | |

| Rank | Name | Nation | Starting Number | Total Segment Score | Total Element Score | Total Program Component Score (factored) | | | | | | Total Deductions | | | |
|--|--------------------|--------|-----------------|---------------------|---------------------|--|------|----|----|----|----|------------------|-------------|------|-----------------|
| 11 | Jelizaveta SUDBINA | EST | 2 | 23.32 | 10.09 | 13.23 | | | | | | 0.00 | | | |
| # | Executed Elements | Info | Base Value | GOE | J1 | J2 | J3 | J4 | J5 | J6 | J7 | J8 | J9 | Ref. | Scores of Panel |
| 1 | 1A+1A+SEQ | | 2.20 | 0.07 | 1 | 0 | 1 | | | | | | | | 2.27 |
| 2 | CCoSp | | 0.00 | 0.00 | - | - | - | | | | | | | | 0.00 |
| 3 | 2Lq | q | 1.70 | -0.34 | -2 | -2 | -2 | | | | | | | | 1.36 |
| 4 | 2Lo< | < | 1.36 | -0.27 | -2 | -2 | -2 | | | | | | | | 1.09 |
| 5 | 1Lz+1Lo | x | 1.10 | 0.00 | 0 | 0 | 0 | | | | | | | | 1.10 |
| 6 | SSp2 | | 1.60 | -0.16 | -2 | 0 | -1 | | | | | | | | 1.44 |
| 7 | ChSq1 | | 3.00 | -0.17 | -1 | 0 | 0 | | | | | | | | 2.83 |
| | | | 10.96 | | | | | | | | | | | | 10.09 |
| Program Components | | | | Factor | | | | | | | | | | | |
| Composition | | | | 1.67 | 2.75 | 2.50 | 2.75 | | | | | 2.67 | | | |
| Presentation | | | | 1.67 | 2.50 | 2.50 | 2.75 | | | | | 2.58 | | | |
| Skating Skills | | | | 1.67 | 3.00 | 2.50 | 2.50 | | | | | 2.67 | | | |
| Judges Total Program Component Score (factored) | | | | | | | | | | | | 13.23 | | | |
| Deductions: | | | | | | | | | | | | | 0.00 | | |

| Rank | Name | Nation | Starting Number | Total Segment Score | Total Element Score | Total Program Component Score (factored) | | | | | | Total Deductions | | | |
|--|--------------------|--------|-----------------|---------------------|---------------------|--|------|----|----|----|----|------------------|----|------|-----------------|
| 12 | Anele VILCINSKAITE | LTU | 14 | 23.16 | 10.16 | 13.50 | | | | | | -0.50 | | | |
| # | Executed Elements | Info | Base Value | GOE | J1 | J2 | J3 | J4 | J5 | J6 | J7 | J8 | J9 | Ref. | Scores of Panel |
| 1 | 1A+1Lo | | 1.60 | 0.00 | 0 | 0 | 0 | | | | | | | | 1.60 |
| 2 | 1Lz+1A+SEQ | F | 1.70 | -0.55 | -5 | -5 | -5 | | | | | | | | 1.15 |
| 3 | 2S | | 1.30 | -0.48 | -3 | -4 | -4 | | | | | | | | 0.82 |
| 4 | CSSp1V | | 1.43 | -0.34 | -2 | -3 | -2 | | | | | | | | 1.09 |
| 5 | 2S | x | 1.30 | -0.43 | -3 | -3 | -4 | | | | | | | | 0.87 |
| 6 | ChSq1 | | 3.00 | -0.17 | -1 | 0 | 0 | | | | | | | | 2.83 |
| 7 | CCoSp1 | | 2.00 | -0.20 | 0 | -2 | -1 | | | | | | | | 1.80 |
| | | | 12.33 | | | | | | | | | | | | 10.16 |
| Program Components | | | | Factor | | | | | | | | | | | |
| Composition | | | | 1.67 | 2.50 | 2.50 | 2.75 | | | | | 2.58 | | | |
| Presentation | | | | 1.67 | 3.00 | 2.75 | 3.00 | | | | | 2.92 | | | |
| Skating Skills | | | | 1.67 | 2.50 | 2.50 | 2.75 | | | | | 2.58 | | | |
| Judges Total Program Component Score (factored) | | | | | | | | | | | | 13.50 | | | |
| Deductions: | | | Falls | -0.50 (1) | | | | | | | | -0.50 | | | |





Interclub Figure Skating Competition
Tallinn Trophy 2023



Tallinn / EST

November 24 - 26, 2023

JUDGES DETAILS PER SKATER
CUBS B 2014 GIRLS FREE SKATING

| Rank | Name | Nation | Starting Number | Total Segment Score | Total Element Score | Total Program Component Score (factored) | | | | | | Total Deductions | | | |
|--|-------------------|--------|-----------------|---------------------|---------------------|--|------|----|----|----|----|------------------|-----------|--------------|-----------------|
| 13 | Darja PROSKURINA | EST | 6 | 23.05 | 9.36 | 14.19 | | | | | | -0.50 | | | |
| # | Executed Elements | Info | Base Value | GOE | J1 | J2 | J3 | J4 | J5 | J6 | J7 | J8 | J9 | Ref. | Scores of Panel |
| 1 | 1Aq | q | 1.10 | -0.29 | -2 | -3 | -3 | | | | | | | | 0.81 |
| 2 | 1A< | F | 0.88 | -0.44 | -5 | -5 | -5 | | | | | | | | 0.44 |
| 3 | ChSq1 | | 3.00 | 0.00 | 0 | 0 | 0 | | | | | | | | 3.00 |
| 4 | 1Lz+1Lo | | 1.10 | x 0.00 | 0 | 0 | 0 | | | | | | | | 1.10 |
| 5 | CCoSp1V | | 1.50 | 0.05 | 0 | 0 | 1 | | | | | | | | 1.55 |
| 6 | 1Lz+1Lo | | 1.10 | x 0.00 | 0 | 0 | 0 | | | | | | | | 1.10 |
| 7 | CUSp1 | | 1.70 | -0.34 | -2 | -2 | -2 | | | | | | | | 1.36 |
| | | | 10.38 | | | | | | | | | | | | 9.36 |
| Program Components | | | | Factor | | | | | | | | | | | |
| Composition | | | | 1.67 | 2.75 | 2.75 | 2.75 | | | | | | | 2.75 | |
| Presentation | | | | 1.67 | 3.00 | 3.00 | 3.00 | | | | | | | 3.00 | |
| Skating Skills | | | | 1.67 | 2.75 | 2.75 | 2.75 | | | | | | | 2.75 | |
| Judges Total Program Component Score (factored) | | | | | | | | | | | | | | 14.19 | |
| Deductions: | | Falls | | | | | | | | | | | -0.50 (1) | -0.50 | |

| Rank | Name | Nation | Starting Number | Total Segment Score | Total Element Score | Total Program Component Score (factored) | | | | | | Total Deductions | | | |
|--|--------------------|--------|-----------------|---------------------|---------------------|--|------|----|----|----|----|------------------|-----------|--------------|-----------------|
| 14 | Liina KAMÕSHNIKOVA | EST | 8 | 21.51 | 9.15 | 13.36 | | | | | | -1.00 | | | |
| # | Executed Elements | Info | Base Value | GOE | J1 | J2 | J3 | J4 | J5 | J6 | J7 | J8 | J9 | Ref. | Scores of Panel |
| 1 | 1A | F | 1.10 | -0.55 | -5 | -5 | -5 | | | | | | | | 0.55 |
| 2 | 1Lz | | 0.60 | 0.02 | 0 | 0 | 1 | | | | | | | | 0.62 |
| 3 | CCoSp2 | | 2.50 | 0.25 | 1 | 1 | 1 | | | | | | | | 2.75 |
| 4 | 1A | F | 1.10 | x -0.55 | -5 | -5 | -5 | | | | | | | | 0.55 |
| 5 | 1Lz | | 0.60 | x 0.04 | 1 | 0 | 1 | | | | | | | | 0.64 |
| 6 | ChSq1 | | 3.00 | -0.17 | 0 | 0 | -1 | | | | | | | | 2.83 |
| 7 | CSSp2V | | 1.73 | -0.52 | -4 | -2 | -3 | | | | | | | | 1.21 |
| | | | 10.63 | | | | | | | | | | | | 9.15 |
| Program Components | | | | Factor | | | | | | | | | | | |
| Composition | | | | 1.67 | 2.50 | 2.75 | 2.50 | | | | | | | 2.58 | |
| Presentation | | | | 1.67 | 2.75 | 2.75 | 2.50 | | | | | | | 2.67 | |
| Skating Skills | | | | 1.67 | 2.75 | 2.75 | 2.75 | | | | | | | 2.75 | |
| Judges Total Program Component Score (factored) | | | | | | | | | | | | | | 13.36 | |
| Deductions: | | Falls | | | | | | | | | | | -1.00 (2) | -1.00 | |

Legend:

| | | | | | | | |
|---|----------------------------|-----|---|----|----------------|------|---------|
| # | Sequence number | GOE | Grade of Execution | Jx | Judges (x=1-9) | Ref. | Referee |
| < | Under-rotated jump | x | Credit for highlight distribution, base value multiplied by 1.1 | | | F | Fall |
| q | Jump landed on the quarter | | | | | | |

