




Interclub Figure Skating Competition
Tallinn Trophy 2023



Tallinn / EST

November 24 - 26, 2023


JUDGES DETAILS PER SKATER
PRE-CHICKS B GIRLS FREE SKATING

Rank	Name	Nation	Starting Number	Total Segment Score	Total Element Score	Total Program Component Score (factored)						Total Deductions			
1	Mia Michelle PEREZ	EST	2	16.87	7.54	9.33						0.00			
#	Executed Elements	Info	Base Value	GOE	J1	J2	J3	J4	J5	J6	J7	J8	J9	Ref.	Scores of Panel
1	1Lo		0.50	0.02	0	1	0								0.52
2	ChSq1		3.00	-0.17	0	-1	0								2.83
3	1T+1T		0.80	0.00	0	0	0								0.80
4	SSpB		1.10	0.00	0	0	0								1.10
5	1S+1Lo		0.90	x -0.02	-1	0	0								0.88
6	1S		0.40	x 0.01	0	1	0								0.41
7	USpB		1.00	0.00	0	0	0								1.00
			7.70												7.54
Program Components				Factor											
Composition				1.67	1.75	2.00	2.00					1.92			
Presentation				1.67	1.50	2.00	2.00					1.83			
Skating Skills				1.67	1.50	1.75	2.25					1.83			
Judges Total Program Component Score (factored)												9.33			
Deductions:											0.00				


Rank	Name	Nation	Starting Number	Total Segment Score	Total Element Score	Total Program Component Score (factored)						Total Deductions			
2	Carola-Liisbeth MÄGI	EST	8	16.83	7.57	9.76						-0.50			
#	Executed Elements	Info	Base Value	GOE	J1	J2	J3	J4	J5	J6	J7	J8	J9	Ref.	Scores of Panel
1	1S		0.40	0.00	0	0	0								0.40
2	1Lo+1T		0.90	0.00	0	0	0								0.90
3	SSpB		1.10	-0.15	-1	-1	-2								0.95
4	ChSq1		3.00	0.33	1	1	0								3.33
5	1S+1T		0.80	x -0.05	-1	-1	-2								0.75
6	1Loq	q	0.50	x -0.13	-2	-3	-3								0.37
7	USpB		1.00	-0.13	-2	-1	-1								0.87
			7.70												7.57
Program Components				Factor											
Composition				1.67	2.00	2.25	1.75					2.00			
Presentation				1.67	1.75	2.25	1.75					1.92			
Skating Skills				1.67	1.75	2.25	1.75					1.92			
Judges Total Program Component Score (factored)												9.76			
Deductions: Falls											-0.50 (1)				

Rank	Name	Nation	Starting Number	Total Segment Score	Total Element Score	Total Program Component Score (factored)						Total Deductions			
3	Aneitis KOROLJOVA	EST	3	14.50	6.65	8.35						-0.50			
#	Executed Elements	Info	Base Value	GOE	J1	J2	J3	J4	J5	J6	J7	J8	J9	Ref.	Scores of Panel
1	1S+1Lo		0.90	-0.02	0	0	-1								0.88
2	1T+1T		0.80	-0.01	-1	0	0								0.79
3	SSp	F	0.00	0.00	-	-	-								0.00
4	1Lo		0.50	x -0.02	0	-1	0								0.48
5	1S		0.40	x 0.00	0	0	0								0.40
6	ChSq1		3.00	0.17	1	0	0								3.17
7	USpB		1.00	-0.07	-1	0	-1								0.93
			6.60												6.65
Program Components				Factor											
Composition				1.67	1.75	1.75	1.75					1.75			
Presentation				1.67	1.50	1.75	2.00					1.75			
Skating Skills				1.67	1.25	1.50	1.75					1.50			
Judges Total Program Component Score (factored)												8.35			
Deductions: Falls											-0.50 (1)				





Interclub Figure Skating Competition
Tallinn Trophy 2023



Tallinn / EST

November 24 - 26, 2023



JUDGES DETAILS PER SKATER
PRE-CHICKS B GIRLS FREE SKATING

Rank	Name	Nation	Starting Number	Total Segment Score	Total Element Score	Total Program Component Score (factored)						Total Deductions			
4	Mira GONCHARENKO	EST	5	14.28	5.57	9.21						-0.50			
#	Executed Elements	Info	Base Value	GOE	J1	J2	J3	J4	J5	J6	J7	J8	J9	Ref.	Scores of Panel
1	1S+1Loq	q	0.90	-0.12	-2	-2	-3								0.78
2	1T		0.40	-0.08	-2	-2	-2								0.32
3	USpB		1.00	-0.03	-1	0	0								0.97
4	1T+1Loq	q	0.90	x -0.13	-2	-3	-3								0.77
5	ChSq1		3.00	-0.67	-1	-1	-2								2.33
6	1S		0.40	x 0.00	0	0	0								0.40
7	SSp		0.00	0.00	-	-	-								0.00
			6.60												5.57
Program Components			Factor												
Composition			1.67	1.50	2.25	2.00						1.92			
Presentation			1.67	1.75	2.00	2.00						1.92			
Skating Skills			1.67	1.50	1.75	1.75						1.67			
Judges Total Program Component Score (factored)												9.21			
Deductions:			Falls	-0.50 (1)								-0.50			

Rank	Name	Nation	Starting Number	Total Segment Score	Total Element Score	Total Program Component Score (factored)						Total Deductions			
5	Viktoria LAZAREVA	EST	1	14.19	5.42	8.77						0.00			
#	Executed Elements	Info	Base Value	GOE	J1	J2	J3	J4	J5	J6	J7	J8	J9	Ref.	Scores of Panel
1	1S+1Lo		0.90	-0.03	-1	0	-1								0.87
2	1T		0.40	-0.03	0	-2	0								0.37
3	SSp		0.00	0.00	-	-	-								0.00
4	ChSq1		3.00	0.00	0	0	0								3.00
5	1S+1Lo		0.90	x -0.12	-2	-2	-3								0.78
6	1T		0.40	x 0.00	0	0	0								0.40
7	CoSp		0.00	0.00	-	-	-								0.00
			5.60												5.42
Program Components			Factor												
Composition			1.67	1.75	1.75	2.00						1.83			
Presentation			1.67	1.75	1.50	2.00						1.75			
Skating Skills			1.67	1.50	1.50	2.00						1.67			
Judges Total Program Component Score (factored)												8.77			
Deductions:													0.00		

Rank	Name	Nation	Starting Number	Total Segment Score	Total Element Score	Total Program Component Score (factored)						Total Deductions			
6	Sofia SEMJONOVA	EST	9	13.46	5.94	7.52						0.00			
#	Executed Elements	Info	Base Value	GOE	J1	J2	J3	J4	J5	J6	J7	J8	J9	Ref.	Scores of Panel
1	1T		0.40	-0.01	0	0	-1								0.39
2	ChSq1		3.00	-0.33	0	-2	0								2.67
3	SSp		0.00	0.00	-	-	-								0.00
4	1S+1Loq	q	0.90	x -0.12	-3	-2	-2								0.78
5	1T		0.40	x -0.03	0	-1	-1								0.37
6	1S+1Lo		0.90	x -0.07	-1	-2	-1								0.83
7	USpB		1.00	-0.10	-2	-1	0								0.90
			6.60												5.94
Program Components			Factor												
Composition			1.67	1.50	1.00	1.75						1.42			
Presentation			1.67	1.50	1.25	1.75						1.50			
Skating Skills			1.67	1.50	1.50	1.75						1.58			
Judges Total Program Component Score (factored)												7.52			
Deductions:													0.00		





JUDGES DETAILS PER SKATER
PRE-CHICKS B GIRLS FREE SKATING

Legend:							
#	Sequence number	GOE	Grade of Execution	Jx	Judges (x=1-9)	Ref.	Referee
x	Credit for highlight distribution, base value multiplied by 1.1			F	Fall	q	Jump landed on the quarter

