




Interclub Figure Skating Competition
Tallinn Trophy 2023



Tallinn / EST

November 24 - 26, 2023


JUDGES DETAILS PER SKATER
PRE-YOUNG 2013 GIRLS FREE SKATING

Rank	Name	Nation	Starting Number	Total Segment Score	Total Element Score	Total Program Component Score (factored)						Total Deductions			
1	Amely LJUTOVA	EST	5	21.33	8.30	13.03						0.00			
#	Executed Elements	Info	Base Value	GOE	J1	J2	J3	J4	J5	J6	J7	J8	J9	Ref.	Scores of Panel
1	1Lz		0.60	0.04	1	1	0								0.64
2	1Lz+1Lo		1.10	0.00	0	0	0								1.10
3	SSpB		1.10	-0.18	-3	-1	-1								0.92
4			0.00	0.00	-	-	-								0.00
5	1F+1Lo	x	1.00	0.00	0	0	0								1.00
6	USpB		1.00	-0.03	1	-1	-1								0.97
7	ChSq1		3.00	0.17	0	1	0								3.17
8	1F	x	0.50	0.00	0	0	0								0.50
			8.30												8.30
Program Components			Factor												
Composition				1.70	2.00	3.00	2.75						2.58		
Presentation				1.70	2.00	3.00	2.50						2.50		
Skating Skills				1.70	2.25	2.75	2.75						2.58		
Judges Total Program Component Score (factored)												13.03			
Deductions:															0.00


Rank	Name	Nation	Starting Number	Total Segment Score	Total Element Score	Total Program Component Score (factored)						Total Deductions			
2	Paula Maria MÄNNIK	EST	4	21.04	8.86	12.18						0.00			
#	Executed Elements	Info	Base Value	GOE	J1	J2	J3	J4	J5	J6	J7	J8	J9	Ref.	Scores of Panel
1	1S		0.40	0.01	1	0	0								0.41
2	1S+1Lo		0.90	0.00	0	0	0								0.90
3	SSpB		1.10	0.07	1	1	0								1.17
4	ChSq1		3.00	0.33	1	1	0								3.33
5	1F+1Lo	x	1.00	0.00	0	0	0								1.00
6	CoSpB		1.50	0.05	1	0	0								1.55
7	1F	x	0.50	0.00	0	0	0								0.50
			8.40												8.86
Program Components			Factor												
Composition				1.70	2.25	2.50	2.50						2.42		
Presentation				1.70	2.00	2.75	2.50						2.42		
Skating Skills				1.70	2.00	2.50	2.50						2.33		
Judges Total Program Component Score (factored)												12.18			
Deductions:															0.00

Rank	Name	Nation	Starting Number	Total Segment Score	Total Element Score	Total Program Component Score (factored)						Total Deductions			
3	Elvira KROTOVA	EST	2	20.96	8.64	12.32						0.00			
#	Executed Elements	Info	Base Value	GOE	J1	J2	J3	J4	J5	J6	J7	J8	J9	Ref.	Scores of Panel
1	1F		0.50	0.03	1	1	0								0.53
2	CUSpB		1.50	0.00	0	0	0								1.50
3	1F		0.50	0.00	0	0	0								0.50
4	1S+1Lo	x	0.90	0.00	0	0	0								0.90
5	SSpB		1.10	0.04	0	0	1								1.14
6	ChSq1		3.00	0.17	0	1	0								3.17
7	1S+1Lo	x	0.90	0.00	0	0	0								0.90
			8.40												8.64
Program Components			Factor												
Composition				1.70	2.25	2.75	2.50						2.50		
Presentation				1.70	2.00	2.75	2.50						2.42		
Skating Skills				1.70	2.00	2.50	2.50						2.33		
Judges Total Program Component Score (factored)												12.32			
Deductions:															0.00





Interclub Figure Skating Competition
Tallinn Trophy 2023



Tallinn / EST

November 24 - 26, 2023


JUDGES DETAILS PER SKATER
PRE-YOUNG 2013 GIRLS FREE SKATING

Rank	Name	Nation	Starting Number	Total Segment Score	Total Element Score	Total Program Component Score (factored)						Total Deductions			
4	Viktoria GORODNICHENKO	EST	7	19.90	8.42	11.48						0.00			
#	Executed Elements	Info	Base Value	GOE	J1	J2	J3	J4	J5	J6	J7	J8	J9	Ref.	Scores of Panel
1	1Lz+1Lo		1.10	0.00	0	-1	1								1.10
2	ChSq1		3.00	0.00	0	0	0								3.00
3	1F+1Lo		1.00	x 0.00	0	0	0								1.00
4	CCoSpBV		1.28	-0.34	-4	-2	-2								0.94
5	1F		0.50	x 0.02	1	0	0								0.52
6	1Lz		0.60	x -0.04	-1	-1	0								0.56
7	CUSpB		1.50	-0.20	-3	-1	0								1.30
			8.98												8.42
Program Components			Factor												
Composition			1.70	1.75	2.25	2.75							2.25		
Presentation			1.70	1.50	2.00	2.75							2.08		
Skating Skills			1.70	1.75	2.50	3.00							2.42		
Judges Total Program Component Score (factored)												11.48			
Deductions:											0.00				


Rank	Name	Nation	Starting Number	Total Segment Score	Total Element Score	Total Program Component Score (factored)						Total Deductions			
5	Smilte SVIRSKAITE	LTU	12	19.54	8.06	11.48						0.00			
#	Executed Elements	Info	Base Value	GOE	J1	J2	J3	J4	J5	J6	J7	J8	J9	Ref.	Scores of Panel
1	1Lz+1Lo		1.10	-0.04	-1	-2	1								1.06
2	1F+1Lo		1.00	0.02	0	0	1								1.02
3	SSpB		1.10	-0.04	-1	-1	1								1.06
4	1Lz!	!	0.60	-0.08	-1	-2	-1								0.52
5	1F		0.50	x 0.02	0	0	1								0.52
6	CUSpB		1.50	-0.45	-4	-3	-2								1.05
7	ChSq1		3.00	-0.17	-1	0	0								2.83
			8.80												8.06
Program Components			Factor												
Composition			1.70	1.75	2.50	2.50							2.25		
Presentation			1.70	1.75	2.25	2.50							2.17		
Skating Skills			1.70	1.75	2.50	2.75							2.33		
Judges Total Program Component Score (factored)												11.48			
Deductions:											0.00				

Rank	Name	Nation	Starting Number	Total Segment Score	Total Element Score	Total Program Component Score (factored)						Total Deductions			
6	Paula PRITS	EST	11	18.07	6.88	11.19						0.00			
#	Executed Elements	Info	Base Value	GOE	J1	J2	J3	J4	J5	J6	J7	J8	J9	Ref.	Scores of Panel
1	1F+1Lo		1.00	0.02	0	1	0								1.02
2	1Lz		0.60	0.00	0	0	0								0.60
3	ChSq1		3.00	-0.17	0	-1	0								2.83
4	1F+1Lo		1.00	x -0.02	0	0	-1								0.98
5	SSp		0.00	0.00	-	-	-								0.00
6	1Lz		0.60	x -0.02	0	0	-1								0.58
7	USpB		1.00	-0.13	-2	0	-2								0.87
			7.20												6.88
Program Components			Factor												
Composition			1.70	2.00	2.50	2.50							2.33		
Presentation			1.70	1.75	2.25	2.25							2.08		
Skating Skills			1.70	1.75	2.25	2.50							2.17		
Judges Total Program Component Score (factored)												11.19			
Deductions:											0.00				





Interclub Figure Skating Competition
Tallinn Trophy 2023



Tallinn / EST

November 24 - 26, 2023


JUDGES DETAILS PER SKATER
PRE-YOUNG 2013 GIRLS FREE SKATING

Rank	Name	Nation	Starting Number	Total Segment Score	Total Element Score	Total Program Component Score (factored)						Total Deductions			
7	Diana KRAVTSHENKO	EST	1	17.95	6.90	11.05						0.00			
#	Executed Elements	Info	Base Value	GOE	J1	J2	J3	J4	J5	J6	J7	J8	J9	Ref.	Scores of Panel
1	1Lo+1T		0.90	-0.02	-1	0	0								0.88
2	1Lo		0.50	0.00	0	0	0								0.50
3	SSpB		1.10	-0.04	0	-1	0								1.06
4	1F+1T		0.90	x 0.00	0	0	0								0.90
5	ChSq1		3.00	-0.67	-2	-2	0								2.33
6	1F		0.50	x 0.00	0	0	0								0.50
7	USpB		1.00	-0.27	-4	-1	-3								0.73
			7.90												6.90
Program Components			Factor												
Composition			1.70	1.75	2.25	2.50						2.17			
Presentation			1.70	1.50	2.00	2.50						2.00			
Skating Skills			1.70	2.00	2.25	2.75						2.33			
Judges Total Program Component Score (factored)												11.05			
Deductions:												0.00			


Rank	Name	Nation	Starting Number	Total Segment Score	Total Element Score	Total Program Component Score (factored)						Total Deductions			
8	Diana VASILEVSKAYA	EST	10	17.87	7.38	10.49						0.00			
#	Executed Elements	Info	Base Value	GOE	J1	J2	J3	J4	J5	J6	J7	J8	J9	Ref.	Scores of Panel
1	1Lz		0.60	-0.02	0	-1	0								0.58
2	1Lz		0.60	0.00	0	0	0								0.60
3	CUSpBV		1.13	-0.34	-3	-3	-3								0.79
4	ChSq1		3.00	-0.33	0	-2	0								2.67
5	1F+1Lo		1.00	x -0.02	0	-1	0								0.98
6	1F+1Lo		1.00	x -0.07	-1	-2	-1								0.93
7	USpB		1.00	-0.17	-2	-1	-2								0.83
			8.33												7.38
Program Components			Factor												
Composition			1.70	1.75	2.25	2.50						2.17			
Presentation			1.70	1.50	2.00	2.25						1.92			
Skating Skills			1.70	2.00	2.00	2.25						2.08			
Judges Total Program Component Score (factored)												10.49			
Deductions:												0.00			

Rank	Name	Nation	Starting Number	Total Segment Score	Total Element Score	Total Program Component Score (factored)						Total Deductions			
9	Emma Eleanora VAGA	EST	3	16.78	6.72	10.06						0.00			
#	Executed Elements	Info	Base Value	GOE	J1	J2	J3	J4	J5	J6	J7	J8	J9	Ref.	Scores of Panel
1	1F+1Lo		1.00	-0.07	-1	-1	-2								0.93
2	1Lze	e	0.48	-0.13	-3	-3	-2								0.35
3	SSpB		1.10	0.00	0	0	0								1.10
4	1F+1Lo<<	<<	0.50	-0.20	-4	-5	-3								0.30
5	USpB		1.00	0.00	0	0	0								1.00
6	1T	x	0.40	-0.03	-1	-1	0								0.37
7	ChSq1		3.00	-0.33	-1	-1	0								2.67
			7.48												6.72
Program Components			Factor												
Composition			1.70	1.75	2.00	2.50						2.08			
Presentation			1.70	1.75	1.75	2.25						1.92			
Skating Skills			1.70	1.75	1.75	2.25						1.92			
Judges Total Program Component Score (factored)												10.06			
Deductions:												0.00			





Interclub Figure Skating Competition
Tallinn Trophy 2023



Tallinn / EST

November 24 - 26, 2023



JUDGES DETAILS PER SKATER
PRE-YOUNG 2013 GIRLS FREE SKATING

Rank	Name	Nation	Starting Number	Total Segment Score	Total Element Score	Total Program Component Score (factored)						Total Deductions			
10	Arina JERJOMINA	EST	9	16.54	7.41	9.63						-0.50			
#	Executed Elements	Info	Base Value	GOE	J1	J2	J3	J4	J5	J6	J7	J8	J9	Ref.	Scores of Panel
1	1F+1Lo		1.00	-0.05	-2	0	-1								0.95
2	1Lz!	!	0.60	-0.08	-1	-2	-1								0.52
3	ChSq1		3.00	-0.17	0	-1	0								2.83
4	1Lze	e	0.48	x -0.14	-3	-3	-3								0.34
5	SSpB		1.10	0.00	0	0	0								1.10
6	1F+1Lo		1.00	x -0.08	-1	-2	-2								0.92
7	CUSpB	F	1.50	-0.75	-5	-5	-5								0.75
			8.68												7.41
Program Components				Factor											
Composition				1.70	1.50	2.25	2.00					1.92			
Presentation				1.70	1.50	2.00	2.00					1.83			
Skating Skills				1.70	1.75	2.25	1.75					1.92			
Judges Total Program Component Score (factored)												9.63			
Deductions:		Falls			-0.50 (1)								-0.50		

Rank	Name	Nation	Starting Number	Total Segment Score	Total Element Score	Total Program Component Score (factored)						Total Deductions			
11	Sofia VARIS	EST	6	13.70	5.27	8.93						-0.50			
#	Executed Elements	Info	Base Value	GOE	J1	J2	J3	J4	J5	J6	J7	J8	J9	Ref.	Scores of Panel
1	SSp	F	0.00	0.00	-	-	-								0.00
2	1F+1Lo		1.00	-0.07	-2	-1	-1								0.93
3	ChSq1		3.00	-0.33	-1	0	-1								2.67
4	1Lo	x	0.50	-0.03	-1	-1	0								0.47
5	1F	x	0.50	-0.07	-1	-2	-1								0.43
6	1S+1T	x	0.80	-0.03	-1	-1	0								0.77
7	CoSp		0.00	0.00	-	-	-								0.00
			5.80												5.27
Program Components				Factor											
Composition				1.70	1.50	2.00	2.00					1.83			
Presentation				1.70	1.50	1.75	2.00					1.75			
Skating Skills				1.70	1.25	2.00	1.75					1.67			
Judges Total Program Component Score (factored)												8.93			
Deductions:		Falls			-0.50 (1)								-0.50		

Rank	Name	Nation	Starting Number	Total Segment Score	Total Element Score	Total Program Component Score (factored)						Total Deductions			
12	Kädi Liis PARIS	EST	8	13.44	4.88	9.06						-0.50			
#	Executed Elements	Info	Base Value	GOE	J1	J2	J3	J4	J5	J6	J7	J8	J9	Ref.	Scores of Panel
1	1Lo+1T		0.90	0.00	0	0	0								0.90
2	1F		0.50	0.00	0	0	0								0.50
3	CoSp		0.00	0.00	-	-	-								0.00
4	1F+1T		0.90	-0.02	-1	0	0								0.88
5	ChSq1		3.00	-1.00	-2	-2	-2								2.00
6	1Lz	x	0.60	0.00	0	0	0								0.60
7	SSp		0.00	0.00	-	-	-								0.00
			5.90												4.88
Program Components				Factor											
Composition				1.70	1.75	1.75	2.00					1.83			
Presentation				1.70	1.50	1.50	2.00					1.67			
Skating Skills				1.70	1.50	2.00	2.00					1.83			
Judges Total Program Component Score (factored)												9.06			
Deductions:		Falls			-0.50 (1)								-0.50		





JUDGES DETAILS PER SKATER
PRE-YOUNG 2013 GIRLS FREE SKATING

Legend:							
#	Sequence number	GOE	Grade of Execution	Jx	Judges (x=1-9)	Ref.	Referee
e	Wrong edge	<<	Downgraded jump	x	Credit for highlight distribution, base value multiplied by 1.1		
!	Not clear edge	F	Fall				

