


Interclub Figure Skating Competition
Tallinn Trophy 2023



Tallinn / EST

November 24 - 26, 2023


JUDGES DETAILS PER SKATER
YOUNG 2009-2010 GIRLS FREE SKATING

Rank	Name	Nation	Starting Number	Total Segment Score	Total Element Score	Total Program Component Score (factored)						Total Deductions			
1	Ketri TAABER	EST	5	29.08	13.78	15.30						0.00			
#	Executed Elements	Info	Base Value	GOE	J1	J2	J3	J4	J5	J6	J7	J8	J9	Ref.	Scores of Panel
1	1Lz+1T		1.00	0.02	0	0	1								1.02
2	2Lo		1.70	-0.34	-2	-2	-2								1.36
3	CCoSpB		1.70	-0.11	0	-1	-1								1.59
4	ChSq1		3.00	0.33	0	1	1								3.33
5	2Lo		1.70	x -0.17	-1	-1	-1								1.53
6	1A+1Lo		1.60	x 0.00	0	0	0								1.60
7	1A+1Lo		1.60	x 0.04	0	1	0								1.64
8	CSSpB		1.60	0.11	1	1	0								1.71
			13.90												13.78
Program Components			Factor												
Composition			1.70	2.75	3.25	3.25							3.08		
Presentation			1.70	2.50	3.00	3.50							3.00		
Skating Skills			1.70	2.50	3.00	3.25							2.92		
Judges Total Program Component Score (factored)													15.30		
Deductions:															0.00


Rank	Name	Nation	Starting Number	Total Segment Score	Total Element Score	Total Program Component Score (factored)						Total Deductions			
2	Liisbeth SANDER	EST	4	26.93	13.18	13.75						0.00			
#	Executed Elements	Info	Base Value	GOE	J1	J2	J3	J4	J5	J6	J7	J8	J9	Ref.	Scores of Panel
1	1A+1Lo		1.60	-0.04	0	-1	0								1.56
2	CCoSpB		1.70	-0.34	-2	-2	-2								1.36
3	2Lo		1.70	-0.06	0	-1	0								1.64
4	CSSpB		1.60	-0.11	0	-1	-1								1.49
5	1Lz+1Lo		1.10	x -0.04	-1	-1	0								1.06
6	1A		1.10	x 0.00	0	0	0								1.10
7	2Lo		1.70	x -0.06	0	-1	0								1.64
8	ChSq1		3.00	0.33	1	1	0								3.33
			13.50												13.18
Program Components			Factor												
Composition			1.70	2.50	2.75	3.00							2.75		
Presentation			1.70	2.50	2.75	3.00							2.75		
Skating Skills			1.70	2.25	2.50	3.00							2.58		
Judges Total Program Component Score (factored)													13.75		
Deductions:															0.00

Rank	Name	Nation	Starting Number	Total Segment Score	Total Element Score	Total Program Component Score (factored)						Total Deductions			
3	Meribel Hanna PIDIM	EST	2	24.66	9.93	14.73						0.00			
#	Executed Elements	Info	Base Value	GOE	J1	J2	J3	J4	J5	J6	J7	J8	J9	Ref.	Scores of Panel
1	1Lz+1A+SEQ		1.70	-0.04	0	-1	0								1.66
2	1F+1Lo		1.00	0.03	1	0	1								1.03
3	1A		1.10	0.00	0	0	0								1.10
4	SSpB		1.10	0.11	1	1	1								1.21
5	ChSq1		3.00	0.33	1	1	0								3.33
6	1F		0.50	x 0.02	1	0	0								0.52
7	1Lz+1Lo		1.10	x -0.02	0	-1	0								1.08
8	CCoSp		0.00	0.00	-	-	-								0.00
			9.50												9.93
Program Components			Factor												
Composition			1.70	2.50	3.00	3.25							2.92		
Presentation			1.70	2.25	3.00	3.25							2.83		
Skating Skills			1.70	2.50	3.00	3.25							2.92		
Judges Total Program Component Score (factored)													14.73		
Deductions:															0.00





Interclub Figure Skating Competition
Tallinn Trophy 2023



Tallinn / EST

November 24 - 26, 2023

JUDGES DETAILS PER SKATER
YOUNG 2009-2010 GIRLS FREE SKATING

Rank	Name	Nation	Starting Number	Total Segment Score	Total Element Score	Total Program Component Score (factored)						Total Deductions			
4	Kerli JUSTUS	EST	6	22.32	9.22	13.60						-0.50			
#	Executed Elements	Info	Base Value	GOE	J1	J2	J3	J4	J5	J6	J7	J8	J9	Ref.	Scores of Panel
1	1A		1.10	0.07	1	0	1								1.17
2	1Lz+1T		1.00	-0.02	0	0	-1								0.98
3	1Lo+1A+SEQ		1.60	0.00	0	0	0								1.60
4	ChSq1		3.00	-0.33	-1	-1	0								2.67
5	1F+1Lo		1.00	x 0.00	0	0	0								1.00
6	CSp	F	0.00	0.00	-	-	-								0.00
7	1Lz		0.60	x 0.00	0	0	0								0.60
8	CUSpB		1.50	-0.30	-1	-4	-1								1.20
			9.80												9.22
Program Components				Factor											
Composition				1.70	2.25	3.00	3.25					2.83			
Presentation				1.70	2.00	2.50	3.00					2.50			
Skating Skills				1.70	2.00	3.00	3.00					2.67			
Judges Total Program Component Score (factored)												13.60			
Deductions:				Falls	-0.50 (1)								-0.50		

Rank	Name	Nation	Starting Number	Total Segment Score	Total Element Score	Total Program Component Score (factored)						Total Deductions			
5	Pärja OLBREI	EST	9	19.86	7.96	11.90						0.00			
#	Executed Elements	Info	Base Value	GOE	J1	J2	J3	J4	J5	J6	J7	J8	J9	Ref.	Scores of Panel
1	1Lz		0.60	-0.04	-2	0	0								0.56
2	1F+1Lo		1.00	0.00	0	0	0								1.00
3	CSp		0.00	0.00	-	-	-								0.00
4	1F+1T		0.90	x 0.00	0	0	0								0.90
5	ChSq1		3.00	-0.17	0	1	-2								2.83
6	1Lz		0.60	x -0.04	-3	1	0								0.56
7	1S+1Lo		0.90	x 0.00	0	0	0								0.90
8	SSpB		1.10	0.11	1	1	1								1.21
			8.10												7.96
Program Components				Factor											
Composition				1.70	2.00	2.50	2.50					2.33			
Presentation				1.70	2.00	2.75	2.50					2.42			
Skating Skills				1.70	1.75	2.50	2.50					2.25			
Judges Total Program Component Score (factored)												11.90			
Deductions:												0.00			


Rank	Name	Nation	Starting Number	Total Segment Score	Total Element Score	Total Program Component Score (factored)						Total Deductions			
6	Lilian BREUS	EST	3	19.03	7.98	11.05						0.00			
#	Executed Elements	Info	Base Value	GOE	J1	J2	J3	J4	J5	J6	J7	J8	J9	Ref.	Scores of Panel
1	1F+1Lo		1.00	-0.02	0	-1	0								0.98
2	CCoSpBV		1.28	-0.34	-4	-2	-2								0.94
3	1Lz		0.60	-0.02	-1	0	0								0.58
4	1S+1T		0.80	-0.05	-1	-2	-1								0.75
5	1Lz		0.60	x 0.00	0	0	0								0.60
6	ChSq1		3.00	-0.83	-3	-2	0								2.17
7	CoSpBV		1.13	-0.15	-2	-1	-1								0.98
8	1F+1Lo		1.00	-0.02	0	-1	0								0.98
			9.41												7.98
Program Components				Factor											
Composition				1.70	2.00	2.50	2.50					2.33			
Presentation				1.70	1.75	2.00	2.25					2.00			
Skating Skills				1.70	1.75	2.25	2.50					2.17			
Judges Total Program Component Score (factored)												11.05			
Deductions:												0.00			

printed: 26.11.2023 21:28


Page 2 / 4

Partners





Interclub Figure Skating Competition
Tallinn Trophy 2023



Tallinn / EST

November 24 - 26, 2023



JUDGES DETAILS PER SKATER
YOUNG 2009-2010 GIRLS FREE SKATING

Rank	Name	Nation	Starting Number	Total Segment Score	Total Element Score	Total Program Component Score (factored)						Total Deductions			
7	Heelika ELBRECHT	EST	7	18.74	8.34	11.90						-1.50			
#	Executed Elements	Info	Base Value	GOE	J1	J2	J3	J4	J5	J6	J7	J8	J9	Ref.	Scores of Panel
1	CSSpB		1.60	0.16	1	1	1								1.76
2	2S		1.30	-0.13	-1	-2	0								1.17
3	1F+1Lo		1.00	0.02	0	0	1								1.02
4	2S		1.30	0.00	0	0	0								1.30
5	CCoSpBV		1.28	0.04	0	1	0								1.32
6	ChSq1	F	3.00	-2.33	-4	-5	-5								0.67
7	1A	F	1.10	x -0.55	-5	-5	-5								0.55
8	1Aq	F	1.10	x -0.55	-5	-5	-5								0.55
			11.68												8.34
Program Components			Factor												
Composition				1.70	2.00	2.75	2.75						2.50		
Presentation				1.70	1.50	2.25	2.50						2.08		
Skating Skills				1.70	1.75	2.75	2.75						2.42		
Judges Total Program Component Score (factored)												11.90			
Deductions:			Falls		-1.50 (3)								-1.50		

Rank	Name	Nation	Starting Number	Total Segment Score	Total Element Score	Total Program Component Score (factored)						Total Deductions			
8	Silvia UUSTALU	EST	1	18.25	6.49	11.76						0.00			
#	Executed Elements	Info	Base Value	GOE	J1	J2	J3	J4	J5	J6	J7	J8	J9	Ref.	Scores of Panel
1	2S<<	<<	0.40	-0.16	-4	-5	-3								0.24
2	1A<<	<<	0.00	0.00	-	-	-								0.00
3	CSSpBV		1.20	-0.04	0	0	-1								1.16
4	1Lz!+1T	!	1.00	x -0.06	-1	-1	-1								0.94
5	ChSq1		3.00	0.00	0	1	-1								3.00
6	1A<<+1Lo	<<	0.50	x -0.23	-5	-5	-4								0.27
7	1F+1Lo	x	1.00	-0.12	-4	-2	-1								0.88
8	CCoSp		0.00	0.00	-	-	-								0.00
			7.10												6.49
Program Components			Factor												
Composition				1.70	2.25	2.25	2.75						2.42		
Presentation				1.70	2.00	2.00	2.50						2.17		
Skating Skills				1.70	2.00	2.25	2.75						2.33		
Judges Total Program Component Score (factored)												11.76			
Deductions:													0.00		

Rank	Name	Nation	Starting Number	Total Segment Score	Total Element Score	Total Program Component Score (factored)						Total Deductions			
9	Elis KOPPEL	EST	8	18.17	7.12	11.05						0.00			
#	Executed Elements	Info	Base Value	GOE	J1	J2	J3	J4	J5	J6	J7	J8	J9	Ref.	Scores of Panel
1	1A<<	<<	0.00	0.00	-	-	-								0.00
2	1F+1Lo		1.00	-0.02	0	-1	0								0.98
3	CSpB		1.10	-0.29	-2	-3	-3								0.81
4	1F	x	0.50	0.00	0	0	0								0.50
5	1Lz!+1Lo	!	1.10	x -0.08	-1	-2	-1								1.02
6	1A<<	<<	0.00	x 0.00	-	-	-								0.00
7	SSpB		1.10	0.04	0	1	0								1.14
8	ChSq1		3.00	-0.33	-1	-1	0								2.67
			7.80												7.12
Program Components			Factor												
Composition				1.70	1.75	2.50	2.25						2.17		
Presentation				1.70	1.75	2.00	2.25						2.00		
Skating Skills				1.70	2.00	2.50	2.50						2.33		
Judges Total Program Component Score (factored)												11.05			
Deductions:													0.00		





JUDGES DETAILS PER SKATER
YOUNG 2009-2010 GIRLS FREE SKATING

Legend:

#	Sequence number	GOE	Grade of Execution	Jx	Judges (x=1-9)	Ref.	Referee
<<	Downgraded jump	x	Credit for highlight distribution, base value multiplied by 1.1			!	Not clear edge
F	Fall	q	Jump landed on the quarter				

